



LEE RELOADING DIES

90568

25 ACP

CARBIDE DIES


REQUIRE NO LUBRICATION
LEE PRECISION, INC.

CHARGE TABLE • 25 ACP

POWDER TYPE	STARTING LOADS				NEVER EXCEED GRAINS	VEL. FPS	PRESS. PSI	MINIMUM OAL
	START GRAINS	VOLUME CC	AUTO-DISK	LEE DIPPER				
50 GRAIN BULLET								
HP38	1.3	0.12	N.A.	N.A.	1.4	848	16000	0.875
GREEN DOT	1.3	0.16	.15	N.A.	1.4	785	15400	0.875
BULLSEYE	1.2	0.13	.12	N.A.	1.3	760	15000	0.875
RED DOT	1.0	0.14	N.A.	N.A.	1.1	740	15500	0.875
HERCO	1.5	0.17	.15	.17	1.7	735	15600	0.875

Auto-Disk loads require the Lee Micro-Disk (90302)

NA = None Available Copyright 12-16-1993 © Lee Precision Inc.



MICRO DISK 90302

Accurately measures small charges below the range of the standard Auto-Disk Powder Measure. Perfect for light target loads and small capacity cases. Six cavities range from 1.1 grains to 2.5 grains of Bullseye. Proportional amounts of other powders.

Because most 25 Automatics are low cost, it has become the most popular handgun made. While some consider it only a "Saturday Night Special," it also should be thought of as an affordable defense weapon for those who may need it most. Unfortunately, most gun owners don't practice with them enough to become proficient. It would be very interesting to have a target quality 25 Automatic. The light recoil should make center-fire scores equal to 22 Rimfire scores.

BULLET DIAMETER .251 inches 6,38




SMALL PISTOL PRIMERS

EXCLUSIVE POWDER THROUGH EXPANDER DIE FOR THE LEE AUTO-DISK POWDER MEASURE

This die permits charging the case while expanding and flaring the case mouth. Can be used with a LEE Powder Funnel or the Lee Auto-Disk Powder Measure.

CD1819



25 Auto Powder Through Expander Die

NOTE: Coarse flake powders, such as RED DOT and GREEN DOT, can give light charges in the smaller cavities (.40 or smaller). Tapping the measure with a wood dowel or screwdriver handle will help fill these smaller cavities.

LEE SAFETY POWDER SCALE 90681

It is the easiest to use, most accurate and sensitive powder scale. Made exclusively to weigh gun powder. The Lee Safety Scale has magnetic dampening and an approach-to-weight lifter enclosed within its heavy metal base. The exclusive safety beam has a stainless steel razor edge for maximum sensitivity. You can be sure that the Lee Safety Scale will retain its original factory accuracy as long as it is not physically broken.



PARTS LIST

Carbide sizing die, assembly SD1153	19.98
Decapper, pistol SD2167	2.00
Decapper clamp SD2151	1.50
Lock ring SD2152	1.00
Bullet seating die, assembly SB1149	12.00
Adjusting screw SB2154	1.50
Bullet seater plug SB1145	2.00
Expanding die, assembly SE2146	11.98
Expanding plug SE1151	3.00
Powder funnel adapter SE2168	2.50
Shell holder 90002	3.98
Powder dipper PM1829	1.00
Charge table, instructions CD1819	1.00
Die box 90535	2.50

When ordering parts, specify for 7/8x14 die sets and indicate caliber.



PERFECT POWDER MEASURE 90058

Versatile powder measure works well with charges as small as 2 grains, to charges over 100 grains. Soft elastomer wiper allows smooth operation even with extruded rifle powders. Micrometer adjustment graduated in cubic centimeters for quick set up. Includes heavy steel stand for bench mounting.

YOU ARE RESPONSIBLE FOR THE SAFETY OF YOUR LOADS Be certain you completely understand the use of this data and your tools.

START GRAINS This is the maximum starting load.

VOLUME CC This is the volume per cubic centimeter of the START GRAIN charge for use with a Lee Perfect Powder Measure. Check with a scale to be sure the setting is correct.

AUTO-DISK This is the largest cavity to be used with the LEE AUTO-DISK POWDER MEASURE.

DIPPER This is the largest LEE DIPPER you can use. Be sure you use the correct dipper. The dipper must be filled and struck level.

NEVER EXCEED GRAINS These must be weighed. DO NOT exceed.

VELOCITY Listed velocity is for NEVER EXCEED GRAINS.

$$\text{VELOCITY FOR OTHER CHARGES} = \frac{\text{CHARGE IN GRAINS}}{\text{NEVER EXCEED GRAINS}} \times \text{VELOCITY}$$

PRESSURE The maximum pressure recommended by the powder manufacturer.

MINIMUM OAL This is the shortest, safe Over All Length with maximum charges.

If you cannot find a charge for the exact weight bullet you have selected, use the data for the next heavier bullet. The velocity will be about the same and the pressure will be less.

Except for Winchester 296 the powder manufacturer recommends that you start with a reduced load and work up to the max load. They also recommend using magnum primers with 296.

CAUTION

Ammunition reloading can be dangerous if done improperly and should not be attempted by persons not willing and able to read and follow instructions exactly. Children should not be permitted to reload ammunition without strict parental supervision. Always wear safety glasses when reloading and shooting. Ammunition loaded with these tools and data should only be used in modern guns in good condition. We do not accept responsibility for ammunition loaded with these tools or data as we have no control over the manufacture and storage of components or the loading procedure and techniques. Primers and gun powders, like gasoline and matches, can be dangerous if improperly handled or misused.

2

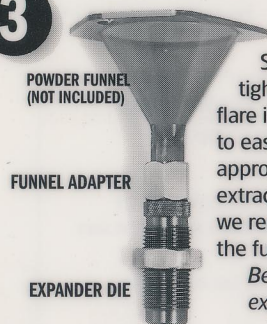


FULL LENGTH SIZER

Screw the full length sizer in until it touches the shell holder and tighten the lock ring finger tight. The decapper is retained by a collet. Should it be overstressed by an obstruction; it simply slides up without damage. To reset, loosen the decapper clamp and position the decapper flush with clamp end and retighten. **Considerable torque may be necessary.** A 1/2" and 3/4" wrench are necessary.

CAUTION: If using a steel sizer, be sure to lubricate your cases. Without lubrication, your die will be damaged and the case may become stuck in the die.

3



EXPANDER DIE


Screw the die in until it touches the shell holder. Finger tighten the lock ring. If flare is excessive, back die out until flare is to your liking. For maximum case life, flare only enough to easily accept a bullet. In use, the expander plug travels approximately 3/8" within the die and comes to an abrupt stop at extraction. This helps the shake the powder through. However, we recommend you check to be sure all the powder has cleared the funnel and expander plug.

Be sure to occasionally clean the bullet lube from the expander plug to prevent a powder clog.

4

CHARGE THE CASE

Select a load from the chart on the reverse side. This is the most critical decision you must make. An overcharge can blow up the gun and injure the shooter or persons nearby. It is dangerous to use a bullet of a greater weight with a charge for a lighter bullet. Never select a load intended for a bullet lighter than you are using. Loads for a slightly heavier bullet are safe. Always start with the **STARTING LOADS**. You may work up to the **NEVER EXCEED LOADS** gradually, provided you know how to watch for pressure signs. The LEE DIPPER is the safest and easiest powder measure to use. For the ultimate in speed, convenience and versatility, consider the LEE AUTO-DISK POWDER MEASURE.



CAUTION: Never try to seat a primer deeper after powder has been added.

1

PREPARE YOUR CASES


Discard cases with defects such as split necks, indications of head separation or anything that would make them unsuitable for reloading. If you don't have the carbide sizer, this is a good time to lube your cases. Use your fingers to wipe it on and wipe off any grit which may be on the case. Use the lube very sparingly. You can even thin LEE LUBE with four (4) parts of water for greater economy. If thinned with water, let dry before sizing. There is no need to remove LEE LUBE after reloading.



Carbide Sizing Dies Need No Lubrication

Because the carbide is so hard, no lubrication is required on the case.

SPEER advises that **SPEER** bullets not be used with certain Lee Dies. **All other brands work great!**



5

BULLET SEATING DIE

Your die set includes the LEE BULLET SEAT AND FEED DIE for use with the Lee Automatic Bullet Feeder. It has a 45° chamfer to allow for the mechanical feed fingers and improved operator clearance. Raise the ram to the top of its stroke and hold. Screw the bullet seating die in until it touches the shell holder. **Then back it out three full turns.** Lightly finger tighten the lock ring. Bullet depth is adjusted by screwing the adjusting screw in or out to suit. Bullets should be seated deep enough to work through the gun's action. See **MAXIMUM OVERALL LENGTH** on charge table. If a crimp is desired, screw the die in slightly and test until the proper crimp is formed. Cases must be trimmed to the same length to provide a uniform crimp. Excessive crimp will cause the bullet seater to deform soft nose bullets.

CAUTION: Seating bullets excessively deep will reduce the case capacity and increase the pressure. It is extremely important that full wadcutter bullets be used with light loads only. You can select these by their reduced velocity.


(OPTIONAL) CARBIDE FACTORY CRIMP DIE For Handgun Ammunition That Must Work

A carbide sizer sizes the cartridge while it is being crimped so every round will positively chamber freely with factory-like dependability.


The adjusting screw quickly and easily sets the desired amount of crimp. It is impossible to buckle the case as with a conventional bullet seating die. Trim length is not critical so this extra operation takes less time than it would if cases were trimmed and chamfered.

Revolver dies roll crimp with no limit as to the amount. A perfect taper crimp is applied to auto-loader rounds. The crimper cannot be misadjusted to make a case mouth too small to properly head-space.

A firm crimp is essential for dependable and accurate ammunition. It will eliminate the problems of poor ignition of slow burning magnum powders.



The Bullet Seating die is equipped with a floating bullet seating punch for maximum accuracy. It is designed to seat all shapes of bullets with minimum deformation. If you attempt to compress the charge, it may deform the bullet an objectionable amount. It will be necessary to modify the bullet seating punch to fit the bullet. If unable to do it yourself or have it done locally, we can do it for you. Send \$8.00 along with a sample bullet, and order "Custom Seater Plug for Sample Bullet — \$8".




GUARANTEE

LEE RELOADING PRODUCTS are guaranteed not to wear out or break from normal use for two full years or they will be repaired or replaced at no charge if returned to the factory. Any Lee product of current manufacture, regardless of age or condition, will be reconditioned to new, including a new guarantee, if returned to the factory with payment equal to half the current retail price.

For a complete catalog, send your name and address to:
LEE PRECISION, INC.
4275 Highway U Hartford Wisconsin 53027

AUTO DISK POWDER MEASURE



The Auto Disk Powder Measure fits into the expanding die in place of the powder funnel adapter. While the case neck is being expanded, the charge is automatically and accurately dispensed. Comes complete with four (4) charge disks and 24 different cavities. More accurate than any other measure because of the built-in powder baffle and uniform actuation.