



**YAMAHA**

**PARTS CATALOGUE**

**IT465J (5L5)**

**A2**





A3



# FOREWORD

This Parts Catalogue is related to the parts in use for the Yamaha IT 465J (5L5).  
When you are ordering replacement parts for the IT 465J (5L5), refer to this Parts Catalogue and quote both part numbers and part names correctly.

1. Modifications or additions which have been made after issue of the Parts Catalogue will be announced in the Yamaha Parts News.  
It is advisable that according to the Yamaha Parts News you make necessary corrections to the Parts Catalogue on hand to keep it up-to-date.

## 2. Abbreviations

The following abbreviations are used in this Parts Catalogue.

- U.R. Use size (thickness) and/or number as required.
- U.N. Use as many as you need.
- A.P. Alternate Parts
- L.M. Local Made
- F# Frame No. (Applicable machine No.)

3. The parts marked with (+) in the parts number column of this Catalogue are not supplied with by Yamaha, those have to be found locally.
4. Parts, which are to be supplied in the form of assemblies, are listed with an indentation of one letter's space, and a dot ( . ) is put against the name of each part.

**EXAMPLE** CARBURETOR ASS'Y  
     . JET, pilot  
     . NOZZLE, main

## 5. Indication of No. of constituent parts for assembly

The numeral appearing to the right of each constituent part under the description indicates the quantity of such parts for each individual assembly unit.

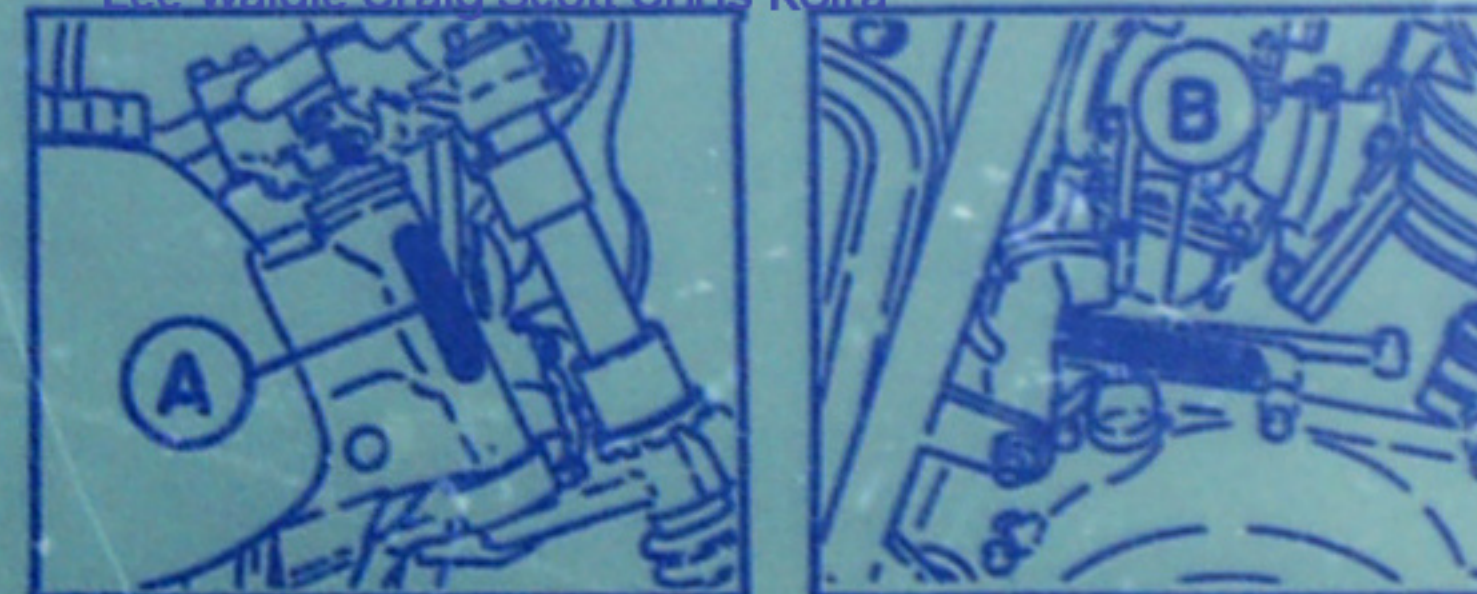
**EXAMPLE**

Part No.	Description	Q'ty	Remarks
2F5-8J310-60	FRONT FLASHER LIGHT ASS'Y	2	
115-83311-60	. BULB (6V-18W)	1	
1M1-83309-60	. REFLECTOR	1	

## 6. Initial Serial No. and Color Code

(A) Frame Serial No.	5L5-020101 and following
(B) Engine Serial No.	5L5-020101 and following

Lee Waldie Craig Scott Chris Koira



Color Code	Color Name	Abbreviate
	Sky Blue	

7. Applicable colors of graphics are represented in the "Remarks" column by the letter(s) appropriately picked out of the full word(s) showing such colors.

**EXAMPLE**

Part No.	Description	Q'ty	Remarks
2N4-24110-00-X5	FUEL TANK COMP.	1	MAXIM RED
3J1-24240-10	. GRAPHIC, fuel tank set	1	for MXR



# CONTENTS

## ENGINE

Cylinder .....	B2
Crankshaft - Piston .....	B3
C.D.I Magneto .....	B4
Intake .....	B5 - B6
Carburetor .....	B7 - B8
Exhaust .....	B9
Crankcase .....	B10
Crankcase Cover .....	B11
Kick Starter .....	B12
Clutch .....	B13
Transmission .....	B14 - B15
Shift Cam - Fork .....	C2
Shift Shaft - Pedal .....	C3

## CHASSIS

Frame .....	C4 - C5
Front Fender - Rear Fender .....	C6
Side Cover .....	C7
Rear Arm .....	C8 - C9
Rear Suspension .....	C10 - C11
Steering .....	C12
Front Fork .....	C13 - C15
Fuel Tank .....	D2 - D3
Seat .....	D4
Front Wheel .....	D5 - D6
Rear Wheel .....	D7 - D8
Handlebar - Cable .....	D9 - D10
Stand - Footrest .....	D11 - D12
Flasher Light .....	D13

Meter .....	D14
Headlight .....	D15
Taillight .....	E2
Electrical 1 .....	E3 - E4
Handle Switch - Lever .....	E5

## ALTERNATE PARTS

Alternate (Chassis) .....	E6
---------------------------	----

## REPAIR KIT

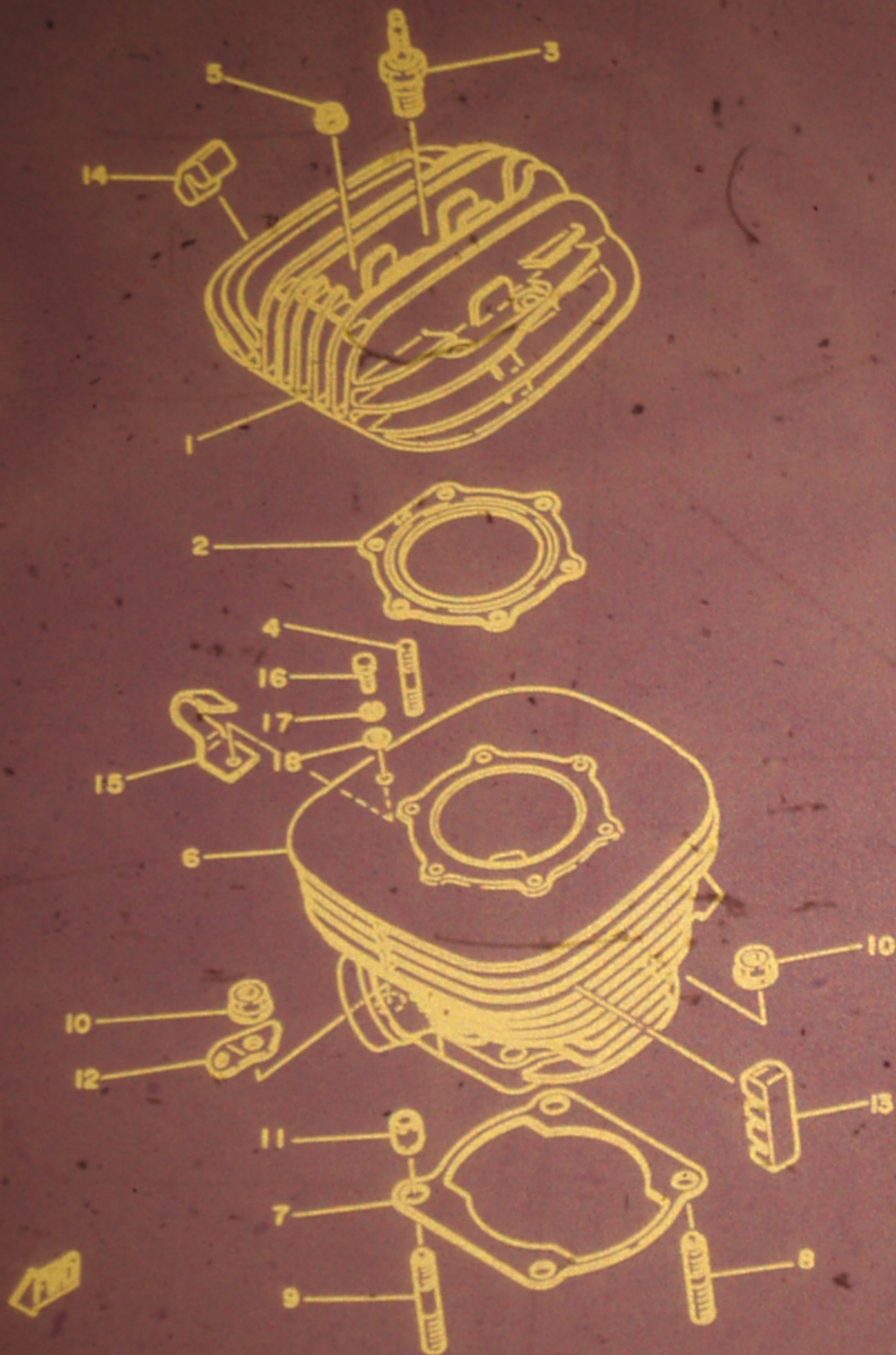
Repair Kit .....	E7 - E8
------------------	---------

## INDEX

Numerical Index .....	M1 - M3
Parts Name Index .....	M10 - M16
Other Stuff .....	?



FIG. 1 CYLINDER




REF. NO.	PART NO.	Australian IT Forum. DESCRIPTION	Q'TY	REMARKS
1	3R5-11111-00	HEAD, cylinder 1	1	
2	4V6-11181-00	GASKET, cylinder head 1	1	
3	*	PLUG, sPark (chanPion N3)	1	LM
4	90116-08321	BOLT, stud	6	
5	90179-08299	NUT	6	
6	4V6-11311-00	CYLINDER 1	1	
7	3R5-11351-00	GASKET, cylinder	1	
8	90116-12315	BOLT, stud	2	
9	90116-12316	BOLT, stud	2	
10	95701-12100	NUT, flange	4	
11	91810-17016	PIN, dowel	2	
12	3R5-14619-00	HOOK, sPring	1	
13	2N6-11127-00	ABSORBER 3	2	
14	4V5-11131-00	ABSORBER 1	1	
15	4V5-1131E-00	HOLDER 1	1	
16	97301-06014	BOLT	1	
17	92901-06100	WASHER, sPring	1	
18	90201-06709	WASHER, Plate	1	

B2



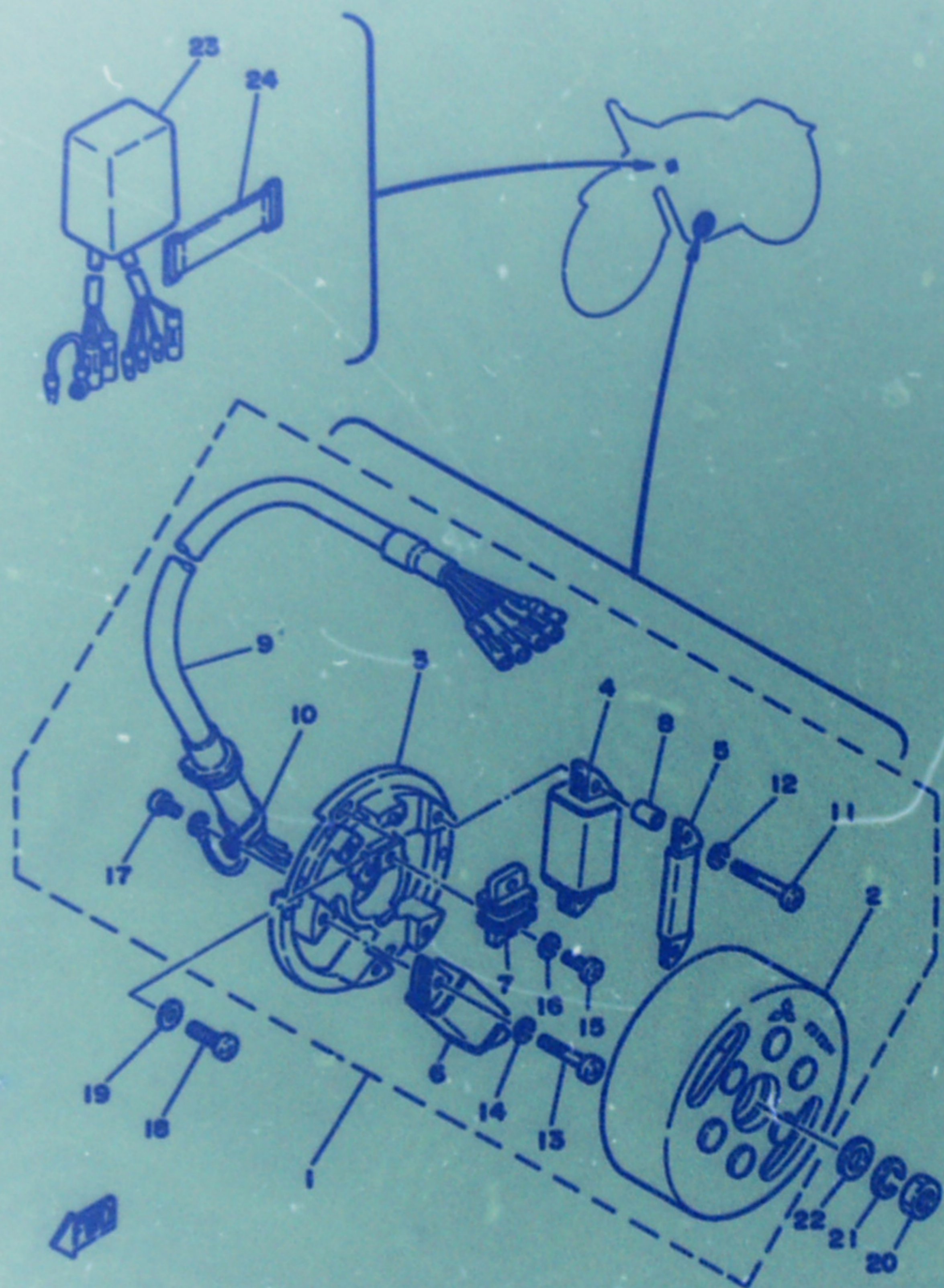
FIG. 2 CRANKSHAFT-PISTON



REF. NO.	PART NO.	DESCRIPTION	Q'TY	REMARKS
1	4V6-11631-00-94	PISTON (STD)	1	UR
	4V6-11631-00-96	PISTON (STD)	1	UR
	4V6-11635-00	PISTON (1ST O/S 0.25MM)	1	AP
	4V6-11636-00	PISTON (2ND O/S 0.50MM)	1	AP
	4V6-11637-00	PISTON (3RD O/S 0.75MM)	1	AP
	4V6-11638-00	PISTON (4TH O/S 1.00MM)	1	AP
2	4V6-11610-00	PISTON RING SET (STD)	1	
	4V6-11610-10	PISTON RING SET (1ST O/S)	1	AP
	4V6-11610-20	PISTON RING SET (2ND O/S)	1	AP
	4V6-11610-30	PISTON RING SET (3RD O/S)	1	AP
	4V6-11610-40	PISTON RING SET (4TH O/S)	1	AP
3	275-11633-00	PIN, Piston	1	
4	93450-19052	CIRCLIP	2	
5	93310-418E9	BEARING, cylindrical	1	
6	4V6-11400-00	CRANKSHAFT ASSY	1	
7	4V6-11412-00	•CRANK 1	1	
8	4V6-11422-00	•CRANK 2	1	
9	3R5-11681-00	•PIN, crank 1	1	
10	3R5-11651-00	•ROD, connecting	1	
11	93310-42541	•BEARING, cylindrical	1	
12	90209-25085	•WASHER	2	
13	93306-30615	BEARING (B6306)	1	
14	93103-30092	OIL SEAL	1	
15	90280-03017	KEY, woodruff	1	
16	93306-30615	BEARING (B6306)	1	
17	93103-40091	OIL SEAL	1	



FIG. 3 C.D.I MAGNETO

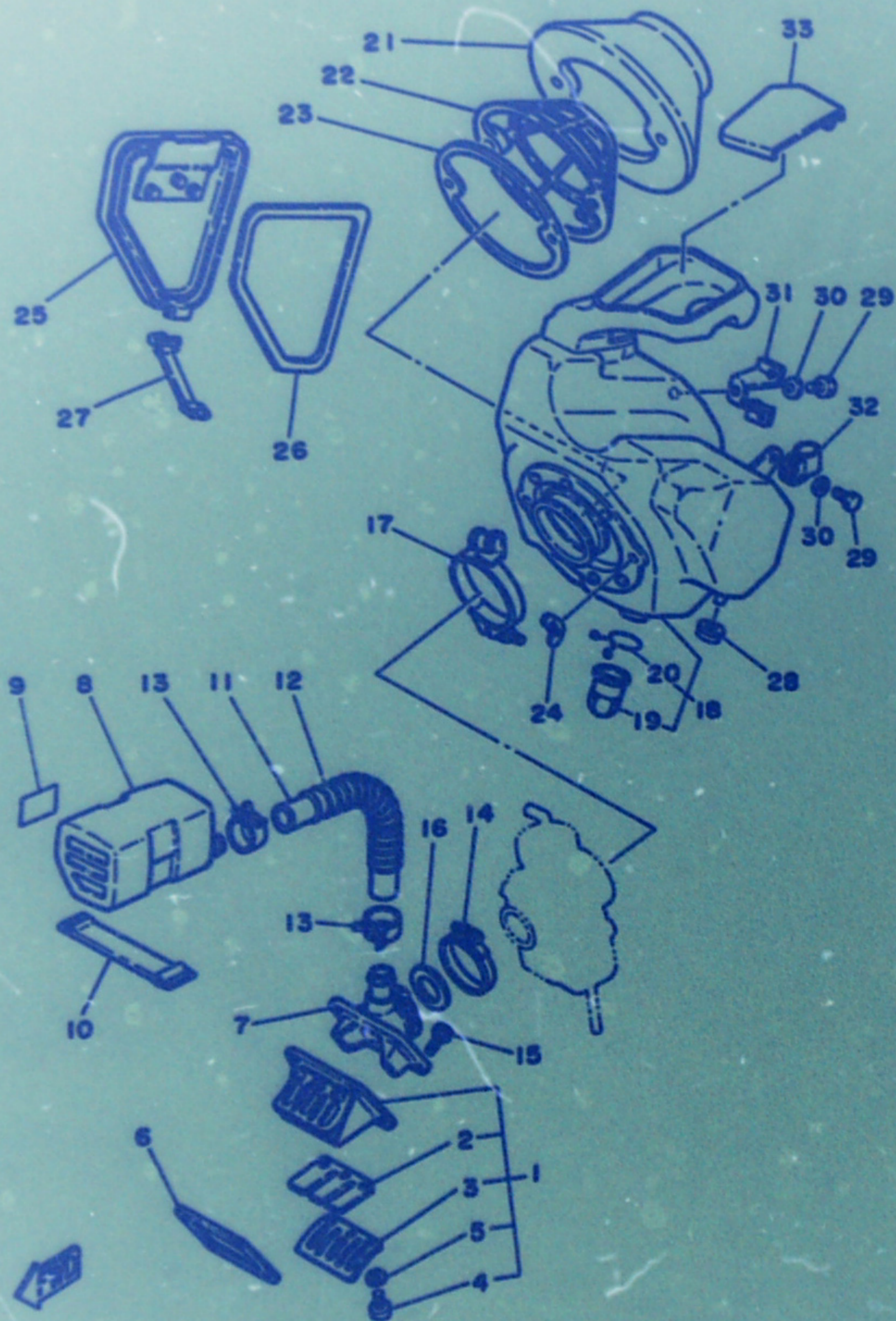


REF. NO.	PART NO.	DESCRIPTION	Q'TY	REMARKS
1	5L5-85500-20	C.D.I. MAGNETO ASSY	1	
2	3R5-85550-20	•ROTOR ASSY	1	
3	3R5-85509-20	•BASE, maEneto	1	
4	3R5-85511-20	•COIL, source	1	
5	3R5-85512-20	•COIL, source	1	
6	4J0-85513-20	•COIL, lightinE 1	1	
7	4V6-85580-20	•COIL, Pulser	1	
8	1W2-85516-20	•SPACER	2	
9	5L5-85515-20	•LEAD WIRE ASSY	1	
10	104-81328-20	•CLAMP	1	
11	98501-04035	•SCREW, Pan head	2	
12	92901-04100	•WASHER, sPrinE	2	
13	98501-04030	•SCREW, Pan head	2	
14	92901-04100	•WASHER, sPrinE	2	
15	98501-04014	•SCREW, Pan head	1	
16	92901-04100	•WASHER, sPrinE	1	
17	110-81345-21	•SCREW, Pan head	1	
18	92501-06020	SCREW, Pan head	2	
19	92901-06600	WASHER, Plate	2	
20	90170-12067	NUT	1	
21	92901-12100	WASHER, sPrinE	1	
22	90201-12593	WASHER, Plate	1	
23	3R5-85540-20	C.D.I. UNIT ASSY	1	
24	288-21378-00	BAND, tool	1	

B4



FIG. 4 INTAKE

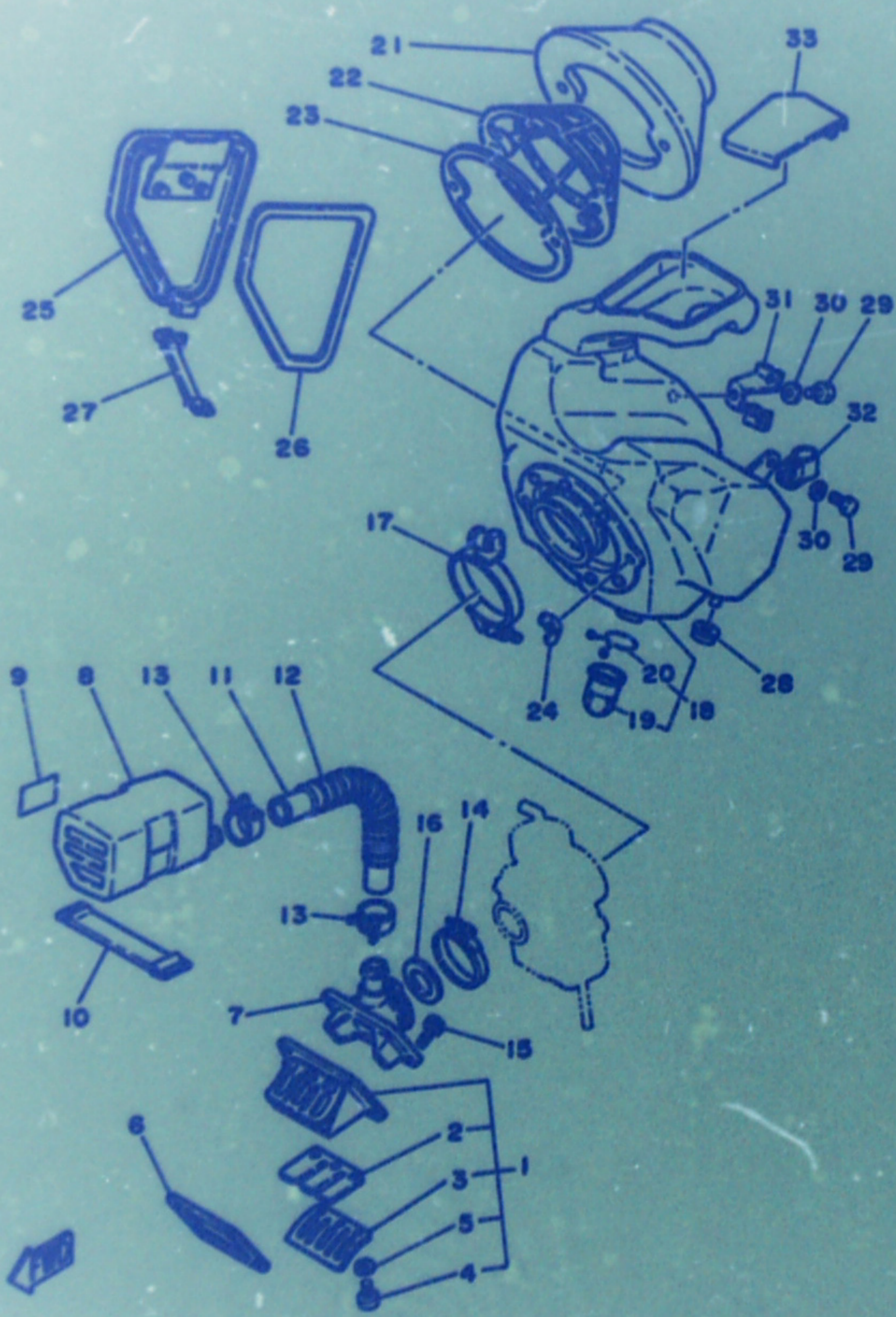


REF. NO.	PART NO.	DESCRIPTION	Q'TY	REMARKS
1	3R5-13610-00	REED VALVE ASSY	1	
2	3R5-13613-00	•REED, valve	2	
3	2X5-13616-00	•STOPPER, reed valve	2	
4	98501-03008	•SCREW, Pan head	6	
5	92903-03100	•WASHER, spring	6	
6	2K7-13621-00	GASKET, valve seat	1	
7	4V6-13585-00	JOINT, carburetor	1	
8	4V6-13581-00	CHAMBER, air	1	
9	4V3-1441K-00	EMBLEM	1	
10	1E6-82131-00	BAND, battery	1	
11	90445-24610	HOSE	1	
12	90501-10658	SPRING, compression	1	
13	90467-23059	CLIP	2	
14	90460-51109	CLAMP, hose	1	
15	91316-06020	BOLT	4	
16	1W6-14477-00	PLATE	1	
17	90460-68120	CLAMP, hose	1	
18	4V5-W1441-00	AIR CLEANER CASE COMP.	1	
19	1W4-14457-00	•SEAL	1	
20	90467-20030	•CLIP	1	
21	3R4-W1442-01	ELEMENT, air cleaner	1	
22	3R4-14458-00	GUYDE	1	
23	4V4-14459-00	HOLDER, Guide	1	
24	90175-06012	NUT, wire	2	
25	4V5-14412-00	CAP, cleaner case 1	1	
26	4V5-14452-01	SEAL	1	
27	4V5-14455-00	BAND	1	
28	90460-13197	GROMMET	1	

B5



FIG. 4 INTAKE

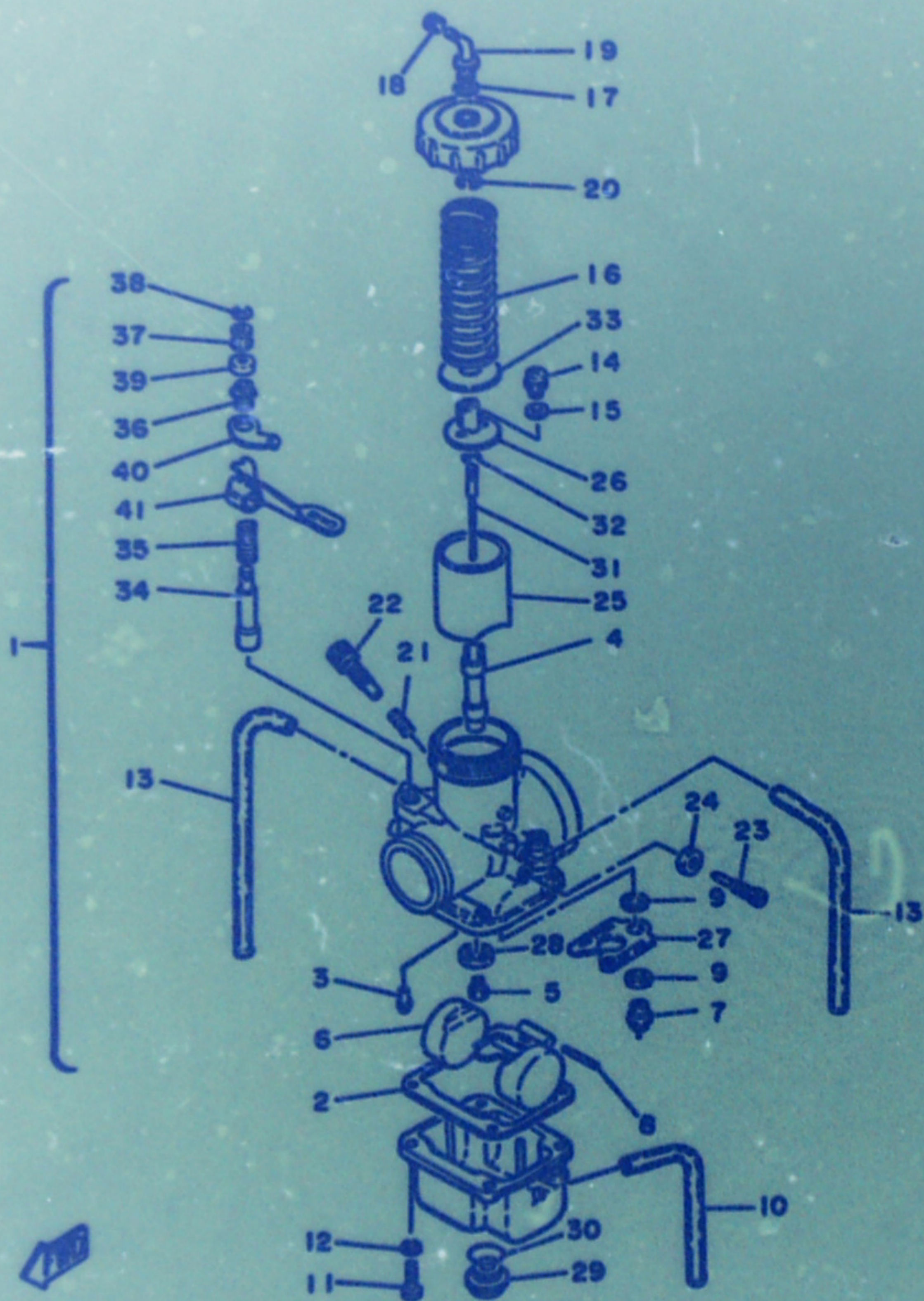


REF. NO.	PART NO.	DESCRIPTION	Q'TY	REMARKS
29	97301-08016	BOLT	4	
30	92901-08100	WASHER, spring	4	
31	4V4-14484-00	PLATE, cleaner case fitting	1	
32	4V4-14499-00	STAY 2	1	
33	5L4-14441-00	SILENCER, intake 2	1	

**B6**



FIG. 5 CARBURETOR



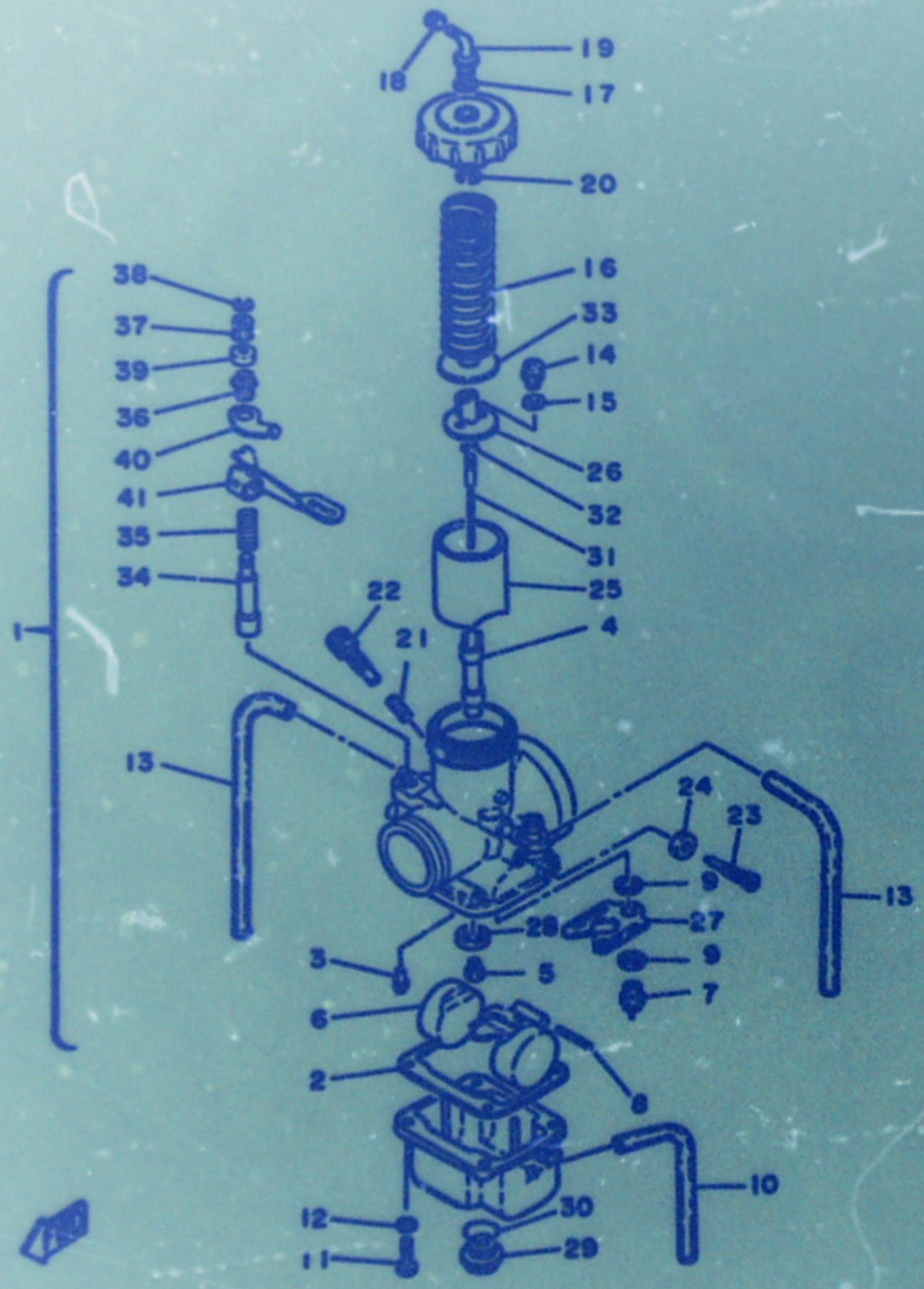
REF. NO.	PART NO.	DESCRIPTION	Q'TY	REMARKS
1	4V6-14101-10	CARBURETOR ASSY 1	1	
2	363-14184-00	•GASKET, float chamber	1	
3	193-14142-40	•JET, Pilot (#40.0)	1	
4	510-14141-52	•NOZZLE, main	1	
5	137-14143-78	•JET, main (#290)	1	UR STD
	137-14143-76	•JET, main (#380)	1	UR
	137-14143-80	•JET, main (#400)	1	UR
6	2N7-14185-00	•FLOAT	1	
7	363-14190-35	•NEEDLE VALVE ASSY	1	
8	537-14186-00	•PIN, float	1	
9	239-14195-00	•WASHER, needle valve	2	
10	2K7-14197-00	•PIPE	1	
11	98501-05018	•SCREW, Pan head	4	
12	92902-05100	•WASHER, sPrinG	4	
13	310-14197-00	•PIPE	2	
14	97602-03108	•SCREW, Pan head with washer	2	
15	92902-03600	•WASHER	2	
16	363-14131-00	•SPRING, throttle valve	1	
17	8F2-14147-00	•O-RING	1	
18	127-14161-00	•NUT, cable adjusting	1	
19	3R4-14155-00	•GUIDE, cable	1	
20	363-14137-00	•CLIP	1	
21	137-14133-00	•SPRING, throttle stop	1	
22	1W3-14123-00	•SCREW, air adjusting	1	
23	2A0-14122-00	•SCREW, throttle	1	
24	802-14161-00	•NUT, cable adjusting	1	
25	2X6-14112-20	•VALVE, throttle 1	1	
26	509-14274-00	•CONNECTOR	1	



FIG. 5 CARBURETOR

Lee Waldie Craig Scott Chris Koira

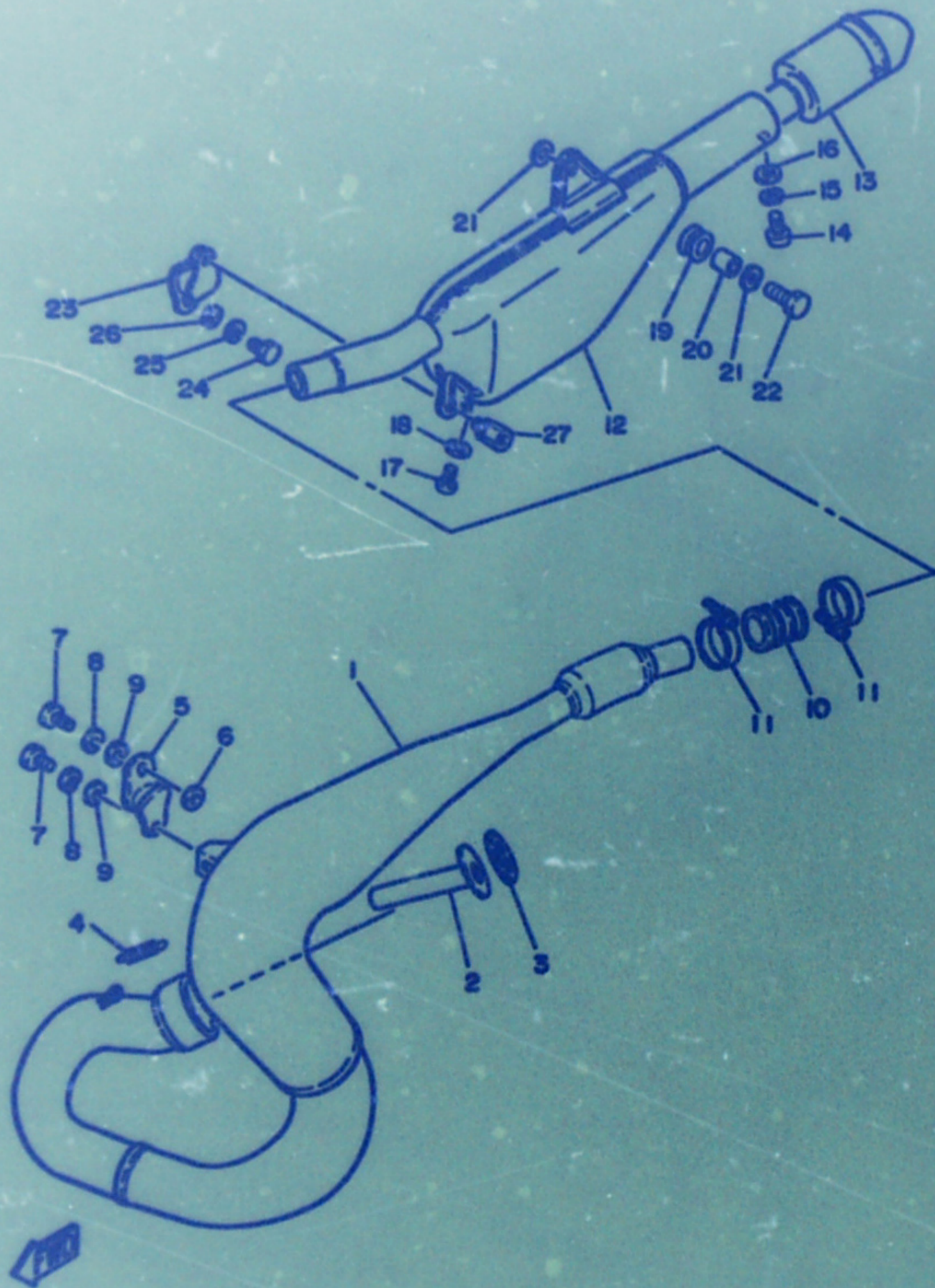
REF. NO.	PART NO.	DESCRIPTION	Q'TY	REMARKS
27	3R4-14146-00	•PLATE	1	
28	2X8-14153-00	•WASHER, main Jet	1	
29	510-14115-00	•PLUG, screw	1	
30	558-14147-00	•O-RING	1	
31	239-14116-39	•NEEDLE	1	
32	164-14137-00	•CLIP	1	
33	509-14136-00	•SEAT, sPrinE	1	
34	1W1-14171-00	•PLUNGER, starter	1	
35	256-14135-00	•SPRING, PlunGer	1	
36	802-14174-00	•CAP, PlunGer	1	
37	737-14241-00	•BUSH	1	
38	737-14137-00	•CLIP	1	
39	2X7-14173-00	•COVER, PlunGer caP	1	
40	1W3-14178-00	•PLATE, starter sPrinE	1	
41	1W3-14175-00	•LEVER, starter 1	1	



**Bs**



FIG. 6 EXHAUST

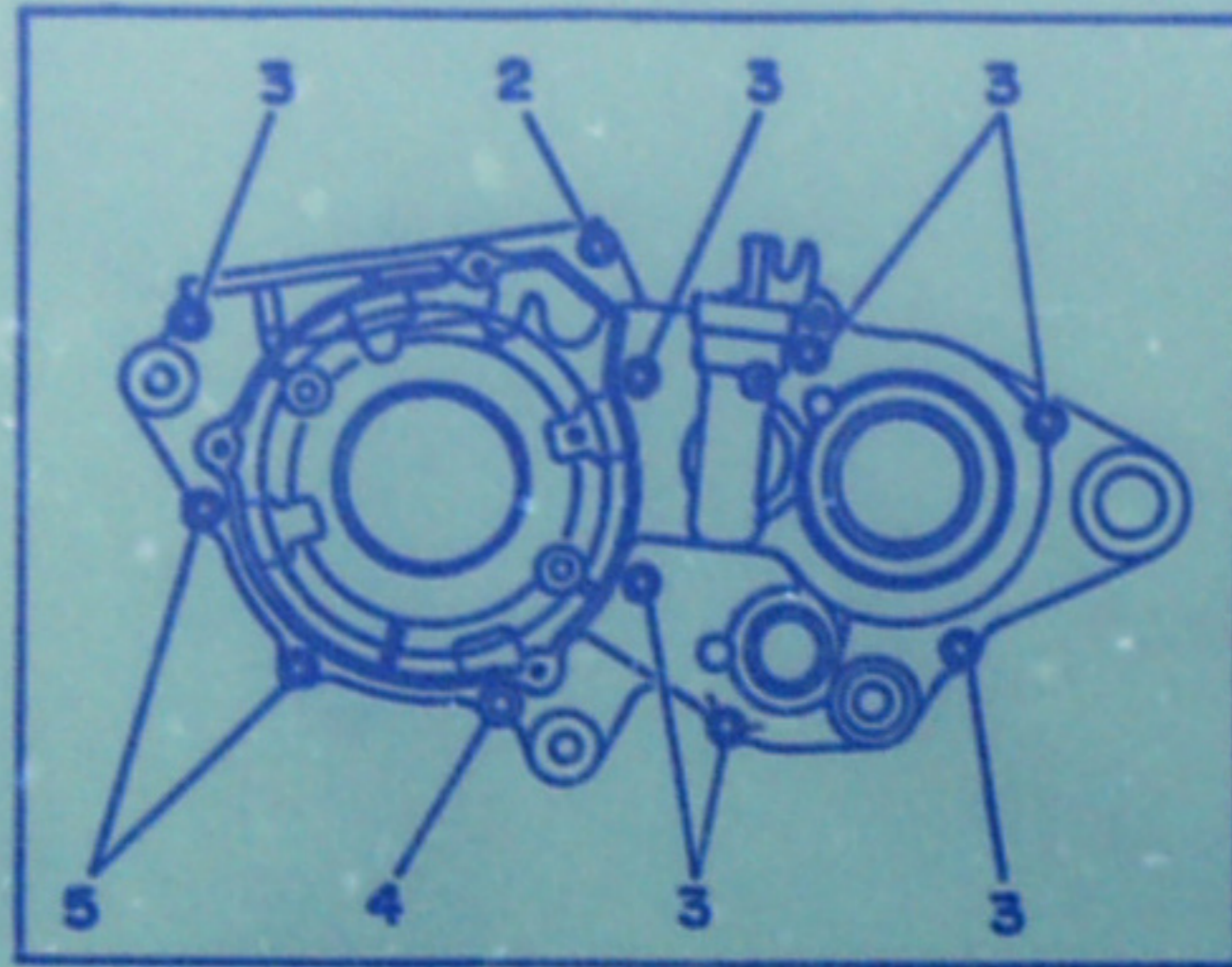


REF. NO.	PART NO.	Australian IT Forum DESCRIPTION	Q'TY	REMARKS
1	4V6-14610-00	EXHAUST PIPE ASSY 1	1	
2	5L5-14634-00	PIPE, choke	1	
3	3R4-14613-00	GASKET, exhaust Pipe	1	
4	90507-20030	SPRING, tension	3	
5	3R4-14781-02	STAY, muffler 2	1	
6	92901-08200	WASHER, Plain	1	
7	97301-08016	BOLT	2	
8	92901-08100	WASHER, sPrinE	2	
9	92901-08600	WASHER, Plate	2	
10	1M1-14714-00	GASKET, muffler	1	
11	90460-43053	CLAMP, hose	2	
12	4V5-14753-00	SILENCER, exhaust	1	
13	4V5-14752-00	PIPE, outlet	1	
14	92501-06012	SCREW, Pan head	1	
15	92901-08100	WASHER, sPrinE	1	
16	92901-06600	WASHER, Plate	1	
17	92501-06008	SCREW, Pan head	1	
18	90202-06010	WASHER, Plate	1	
19	565-14747-00	DAMPER, muffler	1	
20	90387-08258	COLLAR	1	
21	90201-08114	WASHER, Plate	2	
22	90109-08512	BOLT	1	
23	565-14771-00	STAY, muffler 1	1	
24	97301-08016	BOLT	1	
25	92901-08100	WASHER, sPrinE	1	
26	92901-08000	WASHER, Plate	1	
27	90109-08551	BOLT	1	

B9



FIG. 7 CRANKCASE



REF. NO.	PART NO.	DESCRIPTION	Q'TY	REMARKS
1	3R5-15111-01	CRANKCASE 1	1	
2	91316-06075	BOLT	1	
3	91316-06060	BOLT	7	
4	91316-06050	BOLT	1	
5	91316-06045	BOLT	2	
6	3R4-15383-01	PLATE, bearing cover	1	
7	92701-06012	SCREW, flat head	1	
8	90387-16776	COLLAR	1	
9	3R5-W1512-01	CRANKCASE 2	1	
10	137-13115-00	CONNECTOR, suction pipe	1	
11	90338-07011	PLUG	1	
12	91810-05016	PIN, dowel	4	
13	90387-16776	COLLAR	1	
14	3R4-15381-00	PLATE, bearing cover	1	
15	92501-06012	SCREW, Pan head	3	
16	4V4-15118-00	HOLDER	1	
17	92501-06010	SCREW, Pan head	1	
18	3R4-15113-00	PLATE	1	
19	92501-06012	SCREW, Pan head	1	
20	90445-08605	HOSE	1	
21	90340-12059	PLUG, straight screw	1	
22	90430-12038	GASKET	1	

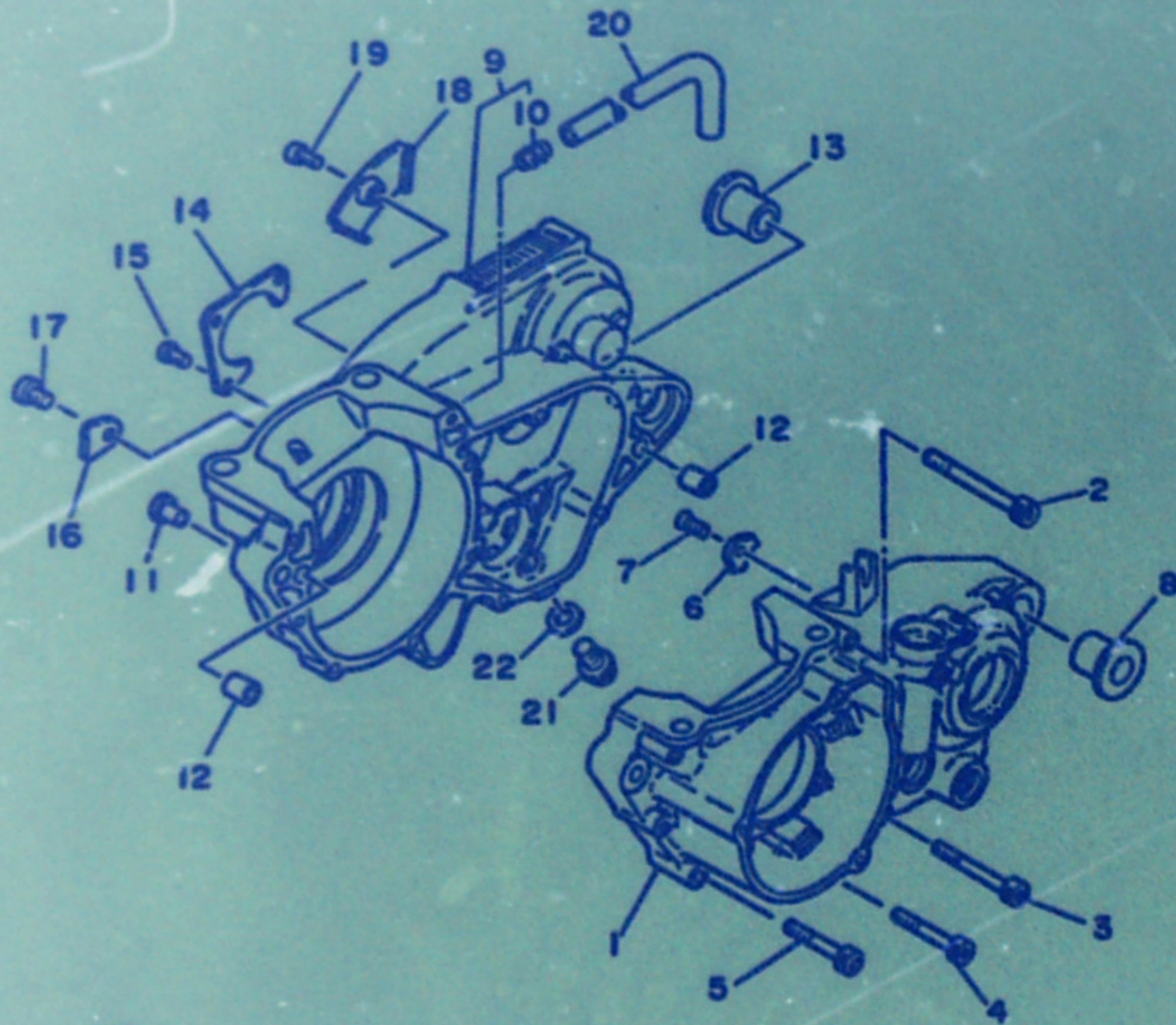
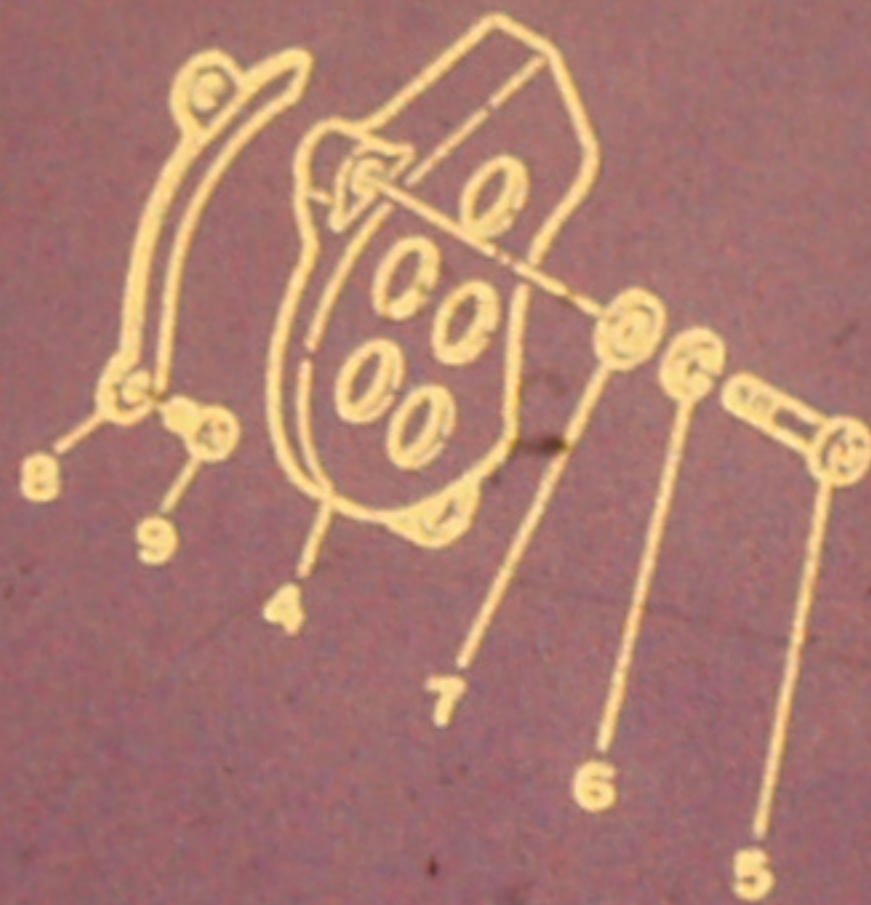
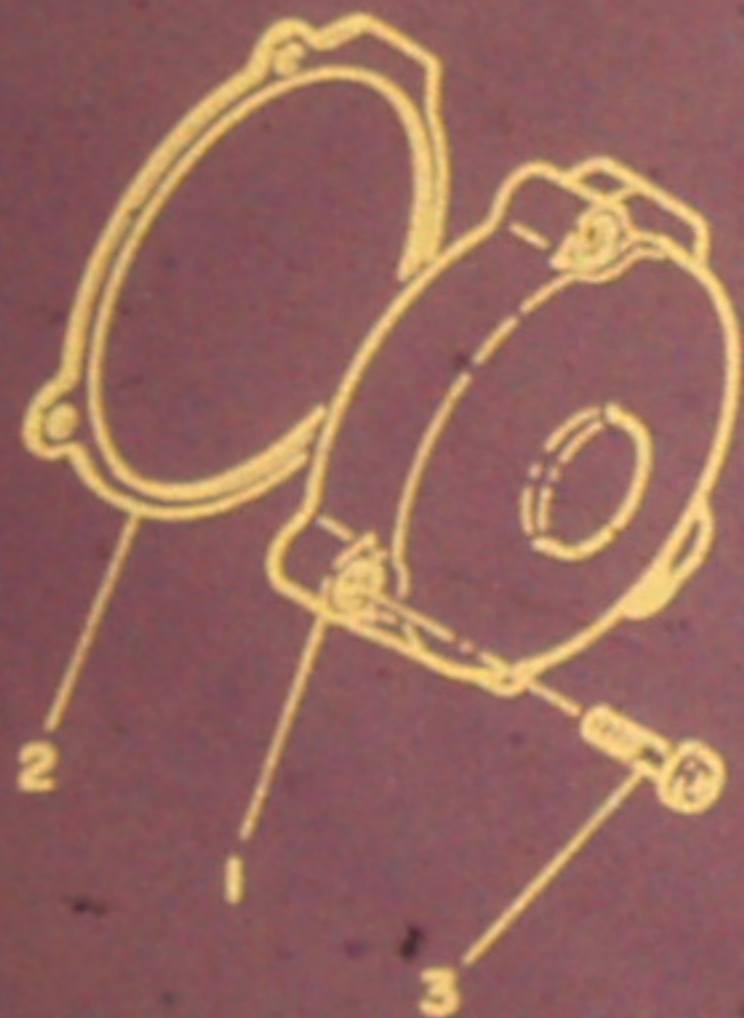
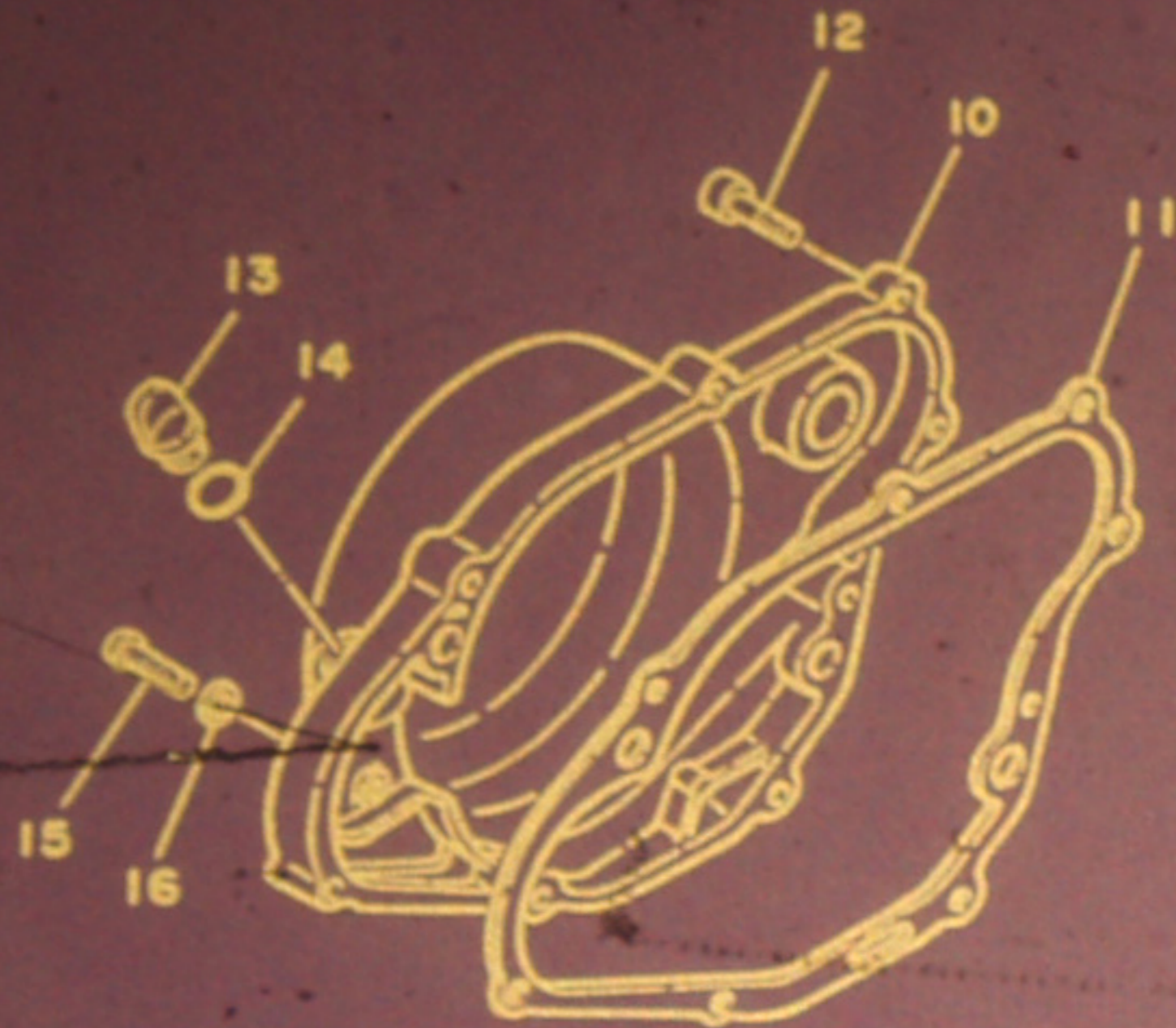




FIG. 8 CRANKCASE COVER

REF. NO.	PART NO.	DESCRIPTION	Q'TY	REMARKS
1	3R5-15411-00	COVER, crankcase 1	1	
2	4V4-15451-00	GASKET, crankcase cover	1	
3	92506-06035	SCREW, Pan head	3	
4	3R4-15421-00	COVER, crankcase 2	1	
5	92500-06025	SCREW, Pan head	1	
6	92906-06100	WASHER, sPrinG	1	
7	92906-06600	WASHER, Plate	1	
8	4V5-17446-00	PLATE	1	
9	92506-06012	SCREW, Pan head	1	
10	3R4-15431-02	COVER, crankcase 3	1	
11	3R4-15462-00	GASKET, crankcase cover 3	1	
12	91316-06025	BOLT	8	
13	1G8-15362-00	PLUG, oil level	1	
14	93210-14104	O-RING	1	
15	92506-06008	SCREW, Pan head	1	
16	90430-06016	GASKET	1	




FWD

B11



FIG. 9 KICK STARTER




REF. NO.	PART NO.	DESCRIPTION	Q'TY	REMARKS
1	3R4-15660-00	KICK AXLE ASSY	1	
2	3R4-15641-00	GEAR, kick (26T)	1	
3	90468-26048	CLIP	1	
4	90201-20358	WASHER, Plate	1	
5	90508-30422	SPRING, torsion	1	
6	3R4-15664-00	GUIDE, sPrinE	1	
7	3R4-15651-00	GEAR, sProcket idle (21T)	1	
8	90201-17545	WASHER, Plate	2	
9	93410-17008	CIRCLIP	1	
10	93109-20014	OIL SEAL	1	
11	4V3-15620-00	KICK CRANK ASSY	1	
12	4V3-15621-00	•BOSS, kick crank	1	
13	93507-32009	•BALL	1	
14	90501-12081	•SPRING, comPrESSION	1	
15	90201-15234	•WASHER, Plate	1	
16	93430-10016	•CIRCLIP	1	
17	2K7-15618-00	•COVER, kick lever	1	
18	90179-12244	NUT	1	

B12



FIG. 10 CLUTCH




REF. NO.	PART NO.	DESCRIPTION	Q'TY	REMARKS
1	3R5-16111-00	GEAR, Primary drive (24T)	1	
2	90282-07019	KEY, straight	1	
3	92901-18100	WASHER, sPring	1	
4	90170-18089	NUT	1	
5	93210-29282	O-RING	1	
6	3R5-16300-00	CLUTCH ASSY	1	
7	3R4-16150-00	*PRIMARY DRIVEN GEAR COMP.(63T	1	
8	3R4-16371-00	*BOSS, clutch	1	
9	1M1-16351-00	*PLATE, Pressure 1	1	
10	168-16325-00	*PLATE, clutch 2	6	
11	383-16321-00	*PLATE, friction	7	
12	90501-24408	*SPRING, compression	6	
13	90159-06016	*SCREW, with washer	6	
14	2K7-16181-00	SPACER 1	1	
15	2K7-16154-00	PLATE, thrust 1	2	
16	90215-20125	WASHER, lock	1	
17	90170-20255	NUT	1	
18	3R4-16356-00	ROD, Push 1	1	
19	93515-32029	BALL	1	
20	90149-08143	SCREW	1	
21	92901-08100	WASHER, sPring	1	
22	90201-08092	WASHER, Plate	1	
23	95311-08700	NUT	1	
24	3R5-16357-00	ROD, Push 2	1	
25	93315-21721	BEARING, cylindrical	1	
26	93102-17004	OIL SEAL	1	
27	90201-17327	WASHER, Plate	1	
28	90508-14423	SPRING, torsion	1	
29	4V4-16380-00	PUSH LEVER ASSY	1	

B13



FIG. 11 TRANSMISSION

REF. NO.	PART NO.	DESCRIPTION	Q'TY	REMARKS
1	4V6-17411-00	AXLE, main (12T)	1	
2	93306-20540	BEARING	1	
3	4V6-17141-00	GEAR, 4th Pinion (22T)	1	
4	90201-25287	WASHER, Plate	1	
5	93440-25084	CIRCLIP	3	
6	3R5-17131-01	GEAR, 3rd Pinion (19T)	1	
7	90209-22082	WASHER	2	
8	4V6-17151-00	GEAR, 5th Pinion (28T)	1	
9	5L5-17121-00	GEAR, 2nd Pinion (16T)	1	
10	90201-20276	WASHER, Plate	1	
11	93311-62035	BEARING, cylindrical	1	
12	3R5-17421-00	AXLE, drive	1	
13	4V6-17221-00	GEAR, 2nd wheel (28T)	1	
14	90201-25287	WASHER, Plate	1	
15	93440-25084	CIRCLIP	3	
16	4V6-17251-00	GEAR, 5th wheel (22T)	1	
17	90209-22082	WASHER	2	
18	3R5-17231-02	GEAR, 3rd wheel (25T)	1	
19	4V6-17241-03	GEAR, 4th wheel (22T)	1	
20	4V6-17211-00	GEAR, 1st wheel (32T)	1	
21	90201-20276	WASHER, Plate	1	
22	93410-20038	CIRCLIP	1	
23	93311-62035	BEARING, cylindrical	1	
24	93306-20544	BEARING	1	
25	93102-32M07	OIL SEAL	1	
26	90387-25663	COLLAR	1	
27	1W4-17461-40	SPROCKET, drive (14T)	1	UR STD
	1W4-17461-30	SPROCKET, drive (13T)	1	AP

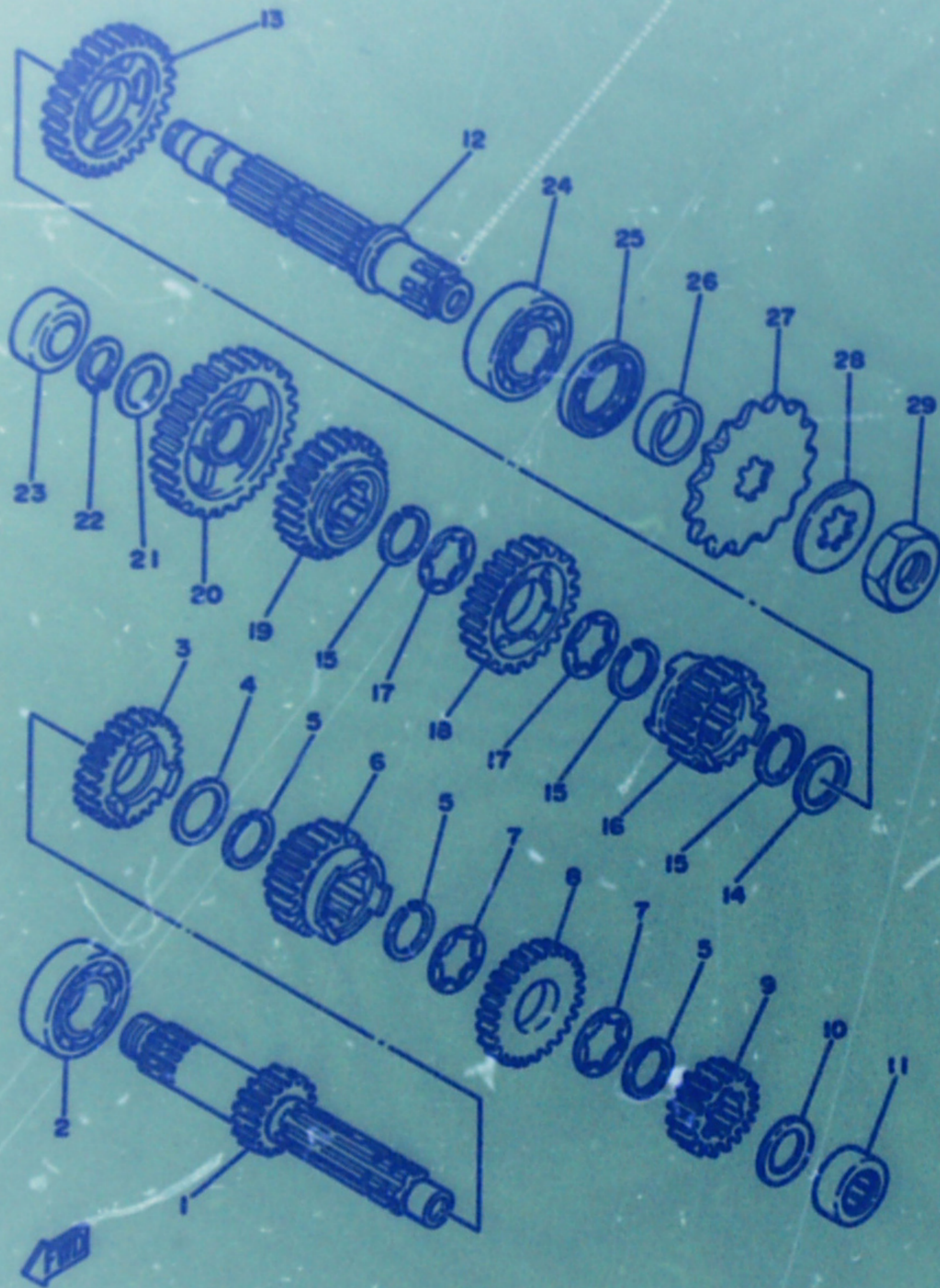


B14



FIG. 11 TRANSMISSION

REF. NO.	PART NO.	DESCRIPTION	Q'TY	REMARKS
27	1W4-17461-50	SPROCKET, drive (15T)	1	AP
28	90215-21121	WASHER, lock	1	
29	90179-20255	NUT	1	



**B15**



FIG. 12 SHIFT CAM-FORK

REF. NO.	PART NO.	DESCRIPTION	Q'TY	REMARKS
1	3R5-18540-03	SHIFT CAM ASSY	1	
2	3R4-18185-00	•SEGMENT	1	
3	3R4-18561-00	•PLATE, side 1	1	
4	93308-00422	•BEARING	1	
5	90282-04036	•KEY, straight	1	
6	98701-05016	•SCREW, flat head	1	
7	3R4-18140-00	STOPPER LEVER ASSY	1	
8	90508-24522	SPRING, torsion	1	
9	1W1-18177-00	BOLT, stopper	1	
10	3R5-18511-00	FORK, shift 1	1	
11	3R5-18512-00	FORK, shift 2	1	
12	3R5-18513-00	FORK, shift 3	1	
13	93606-14154	PIN, dowel	3	
14	5X5-18531-00	BAR, shift fork Guide 1	1	
15	5X5-18535-00	BAR, shift fork Guide 2	1	
16	93308-20107	BEARING (B6201)	1	

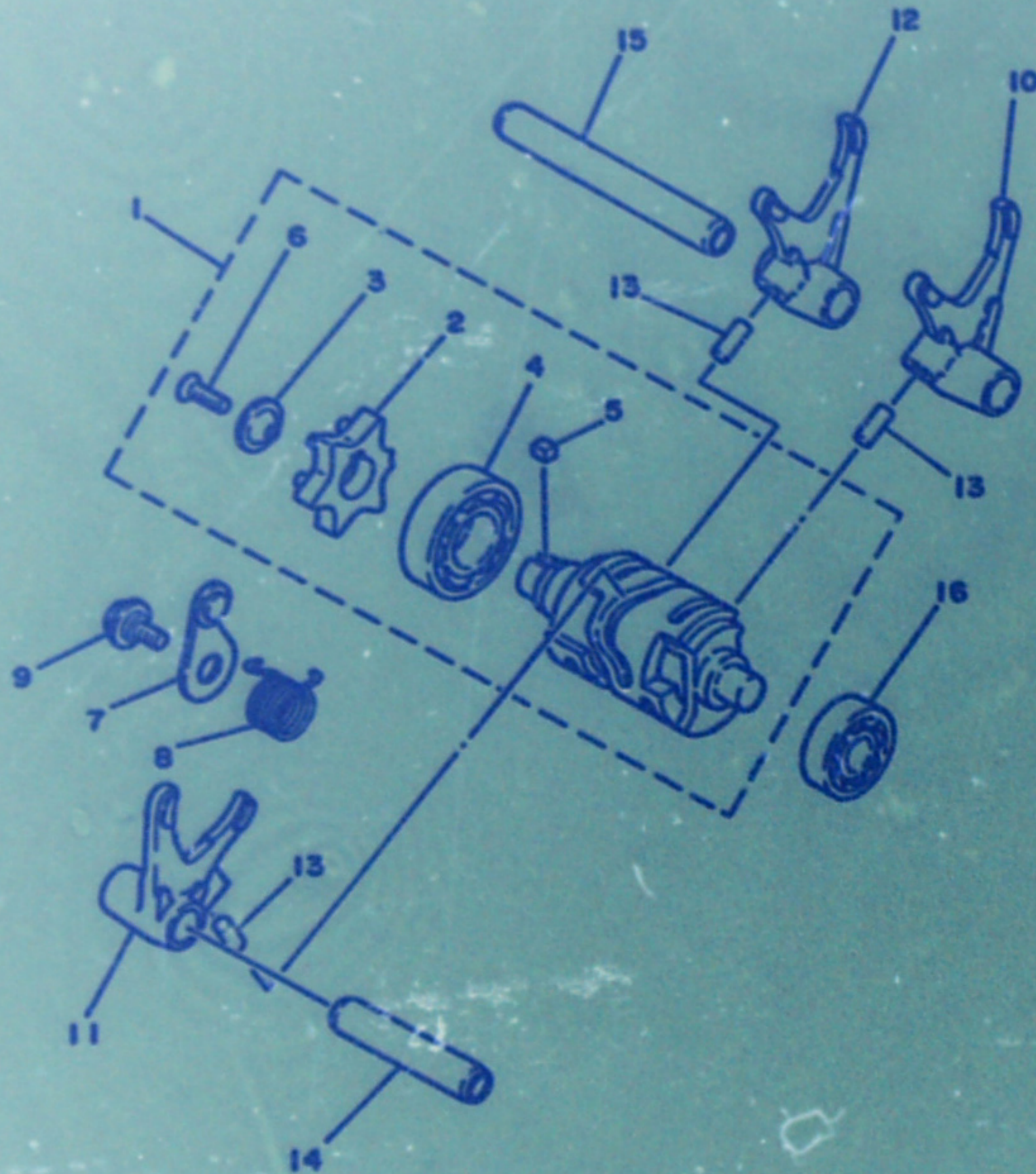
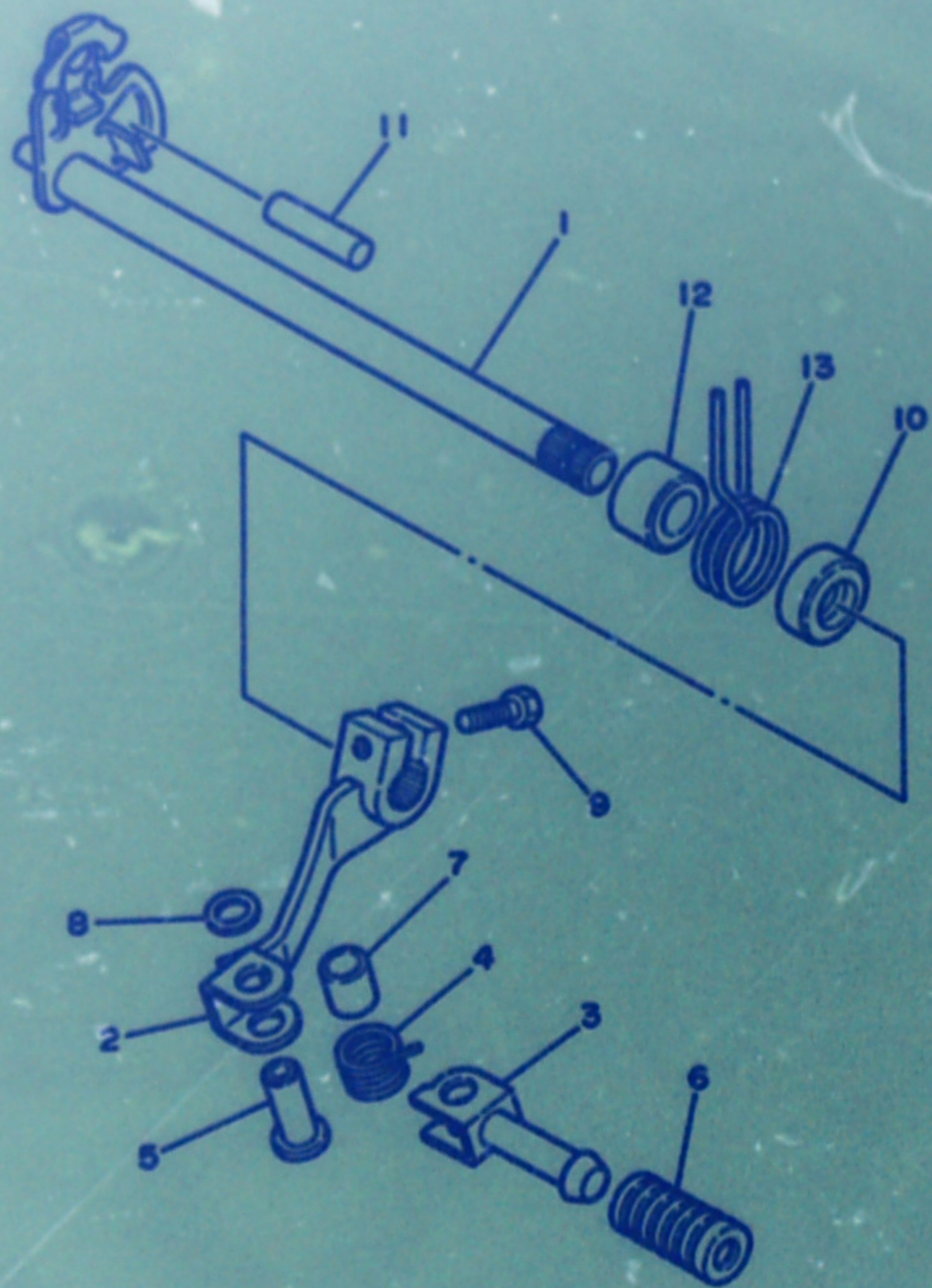




FIG. 13 SHIFT SHAFT-PEDAL

REF. NO.	PART NO.	DESCRIPTION	Q'TY	REMARKS
1	5X5-18101-00	SHIFT SHAFT ASSY	1	
2	5X6-18111-00	PEDAL, shift	1	
3	5X4-18162-00	PEDAL, shift	1	
4	90508-14518	SPRING, torsion	1	
5	90243-08020	PIN	1	
6	1W6-18113-00	COVER, shift Pedal	1	
7	90446-11180	HOSE	1	
8	90201-08042	WASHER, Plate	1	
9	97321-08020	BOLT	1	
10	93101-12004	OIL SEAL	1	
11	93808-25150	PIN, dowel	1	
12	90560-12171	SPACER	1	
13	90508-29361	SPRING, torsion	1	



C3



FIG. 14 FRAME

REF. NO.	PART NO.	DESCRIPTION	Q'TY	REMARKS
1	5L4-21110-01-33	FRAME COMP.	1	yamaha black
2	3R4-21415-00	BRACKET, front upper 1	2	
3	95811-08080	BOLT, flange	2	
4	4V4-21425-00	BRACKET, rear upper 1	1	
5	97321-08025	BOLT	2	
6	92901-08100	WASHER, spring	2	
7	92901-08600	WASHER, plate	2	
8	95811-08075	BOLT, flange	1	
9	95811-10055	BOLT, flange	1	
10	92901-10200	WASHER, plain	1	
11	4V6-21167-00	HOLDER, nut	1	
12	95811-08170	BOLT, flange	1	
13	92901-08200	WASHER, plain	4	
14	90185-08089	NUT, self-locking	4	
15	2K7-2148A-00	SHAFT	2	
16	5X6-22178-00	TENSIONER	2	
17	4V4-22184-00	BUSH	2	
18	90201-13202	WASHER, plate	2	
19	90201-08113	WASHER, plate	2	
20	97301-08055	BOLT	2	
21	95602-08100	NUT, u	2	
22	90201-08638	WASHER, plate	2	
23	3R4-2139W-00	COVER	1	
24	4V5-2147A-00-33	GUARD, engine 1	1	yamaha black
25	4V5-2147E-00-33	GUARD, engine 2	1	yamaha black
26	2J5-21732-00	SEAL 1	2	
27	431-24181-00	DAMPER, locating 1	2	
28	5L4-2741H-00	HOLDER, spring	1	

Lee Waldie Craig Scott Chris Koira

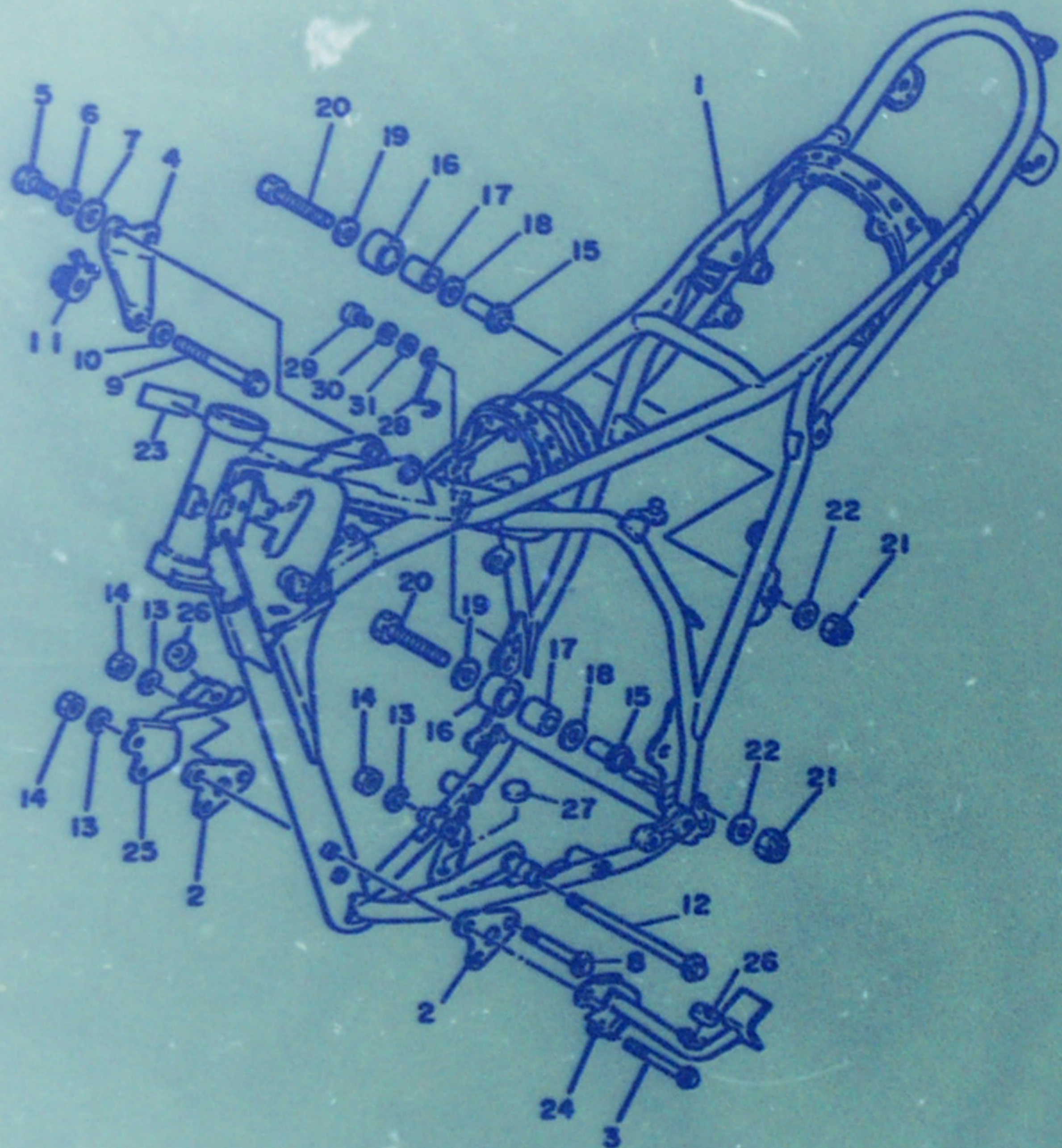
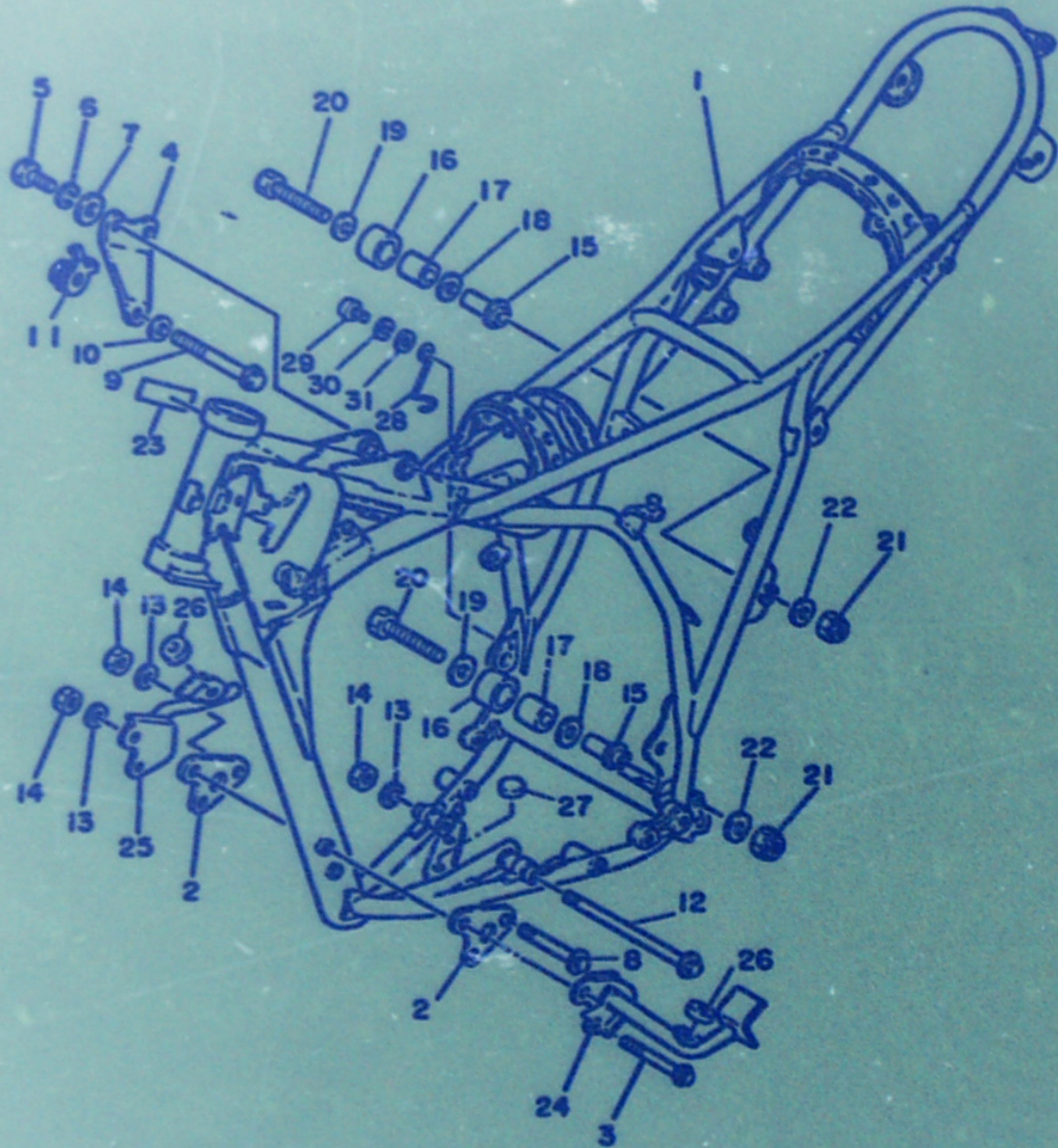




FIG. 14 FRAME

REF. NO.	PART NO.	DESCRIPTION	Q'TY	REMARKS
29	92501-06010	SCREW, Pan head	1	
30	92901-06100	WASHER, sPrinE	1	
31	92901-06200	WASHER, Plain	1	



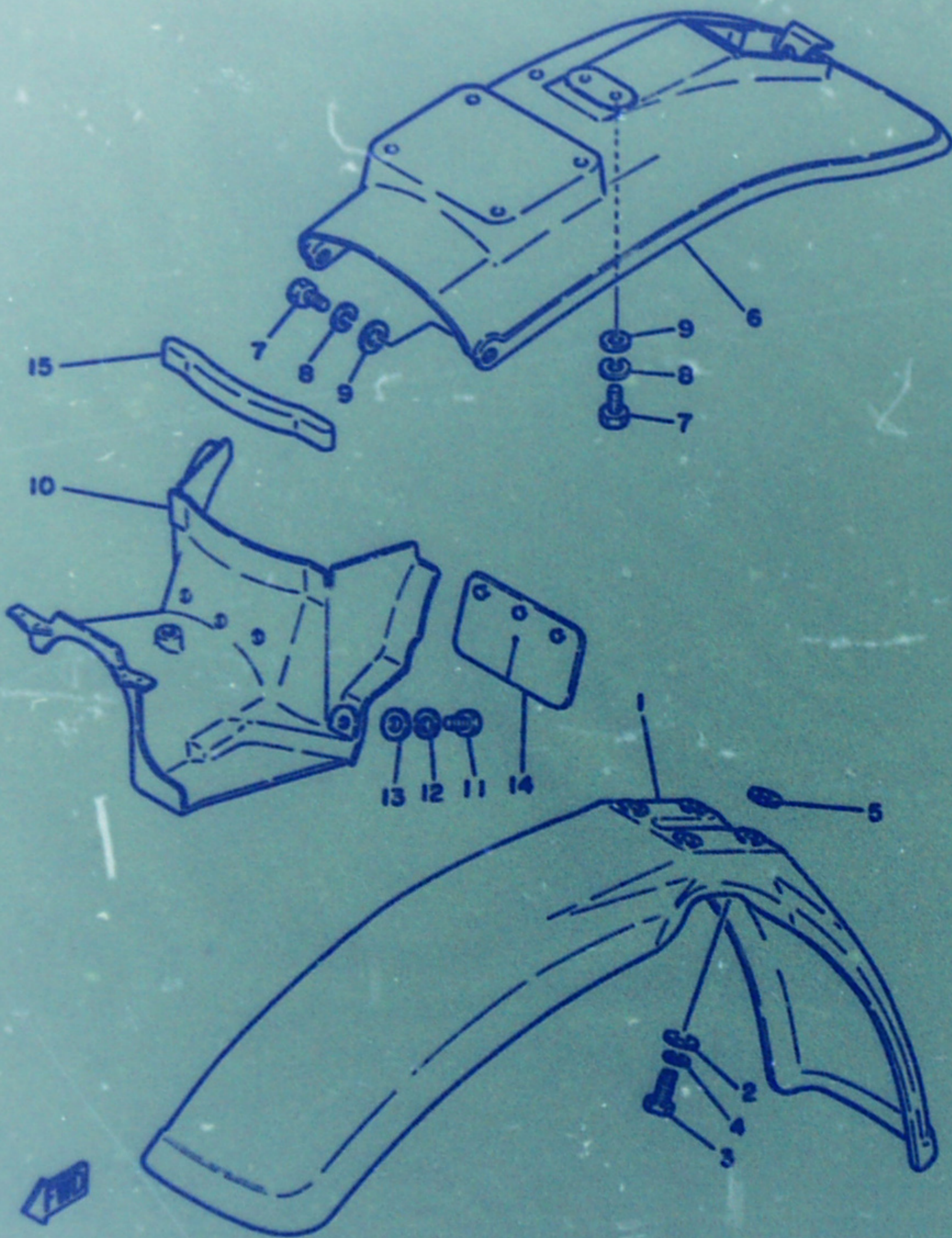
C5



FIG. 15 FRONT FENDER-REAR FENDER

Lee Waldie Craig Scott Chris Koira

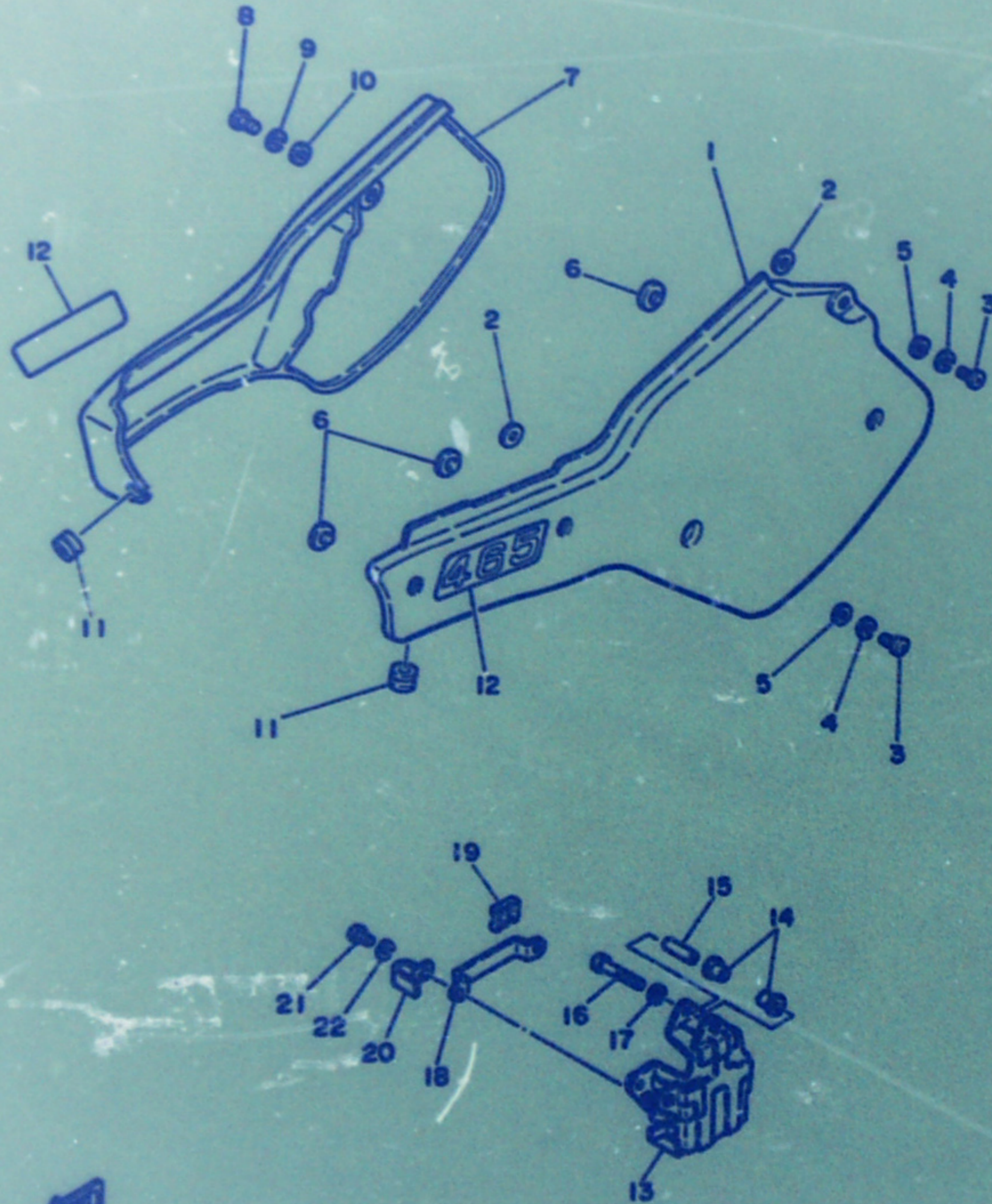
REF. NO.	PART NO.	DESCRIPTION	Q'TY	REMARKS
1	3R9-21511-10	FENDER, front	1	sky blue
2	90201-06067	WASHER, Plate	4	
3	97302-06020	BOLT	4	
4	92902-06100	WASHER, sPrinE	4	
5	90209-06187	WASHER	4	
6	5L4-21610-10	REAR FENDER COMP.	1	sky blue
7	97306-06016	BOLT	4	
8	92906-06100	WASHER, sPrinE	4	
9	90201-06067	WASHER, Plate	4	
10	4V5-21629-00	GUARD, mud	1	
11	97301-06016	BOLT	2	
12	92902-06100	WASHER, sPrinE	2	
13	90201-06067	WASHER, Plate	2	
14	1M1-21621-00	FLAP	1	
15	565-21745-00	SEAL, mud Guard	1	



C6



FIG. 16 SIDE COVER



REF. NO.	PART NO.	DESCRIPTION	Q'TY	REMARKS
1	4V5-21711-10-26	COVER, side 1	1	comPetition ye- llow /sky blue
2	92902-08200	WASHER	2	
3	92501-06015	SCREW, Pan head	2	
4	92901-06100	WASHER, sPrinE	2	
5	90201-06571	WASHER, Plate	2	
6	431-24181-00	DAMPER, locatinE 1	3	
7	4V5-21721-10-26	COVER, side 2	1	comPetition ye- llow /sky blue
8	92501-06015	SCREW, Pan head	1	
9	92901-06100	WASHER, sPrinE	1	
10	90201-06571	WASHER, Plate	1	
11	90480-12053	GROMMET	2	
12	4V6-21737-00	EMBLEM	2	
13	3W1-21170-00	BDX COMP.	1	
14	90480-15279	GROMMET	4	
15	90387-06574	COLLAR	2	
16	97301-06045	BDLT	2	
17	92901-06100	WASHER, sPrinE	2	
18	3W1-2175E-00	PLATE	1	
19	4J2-21773-00	GROMMET	2	
20	90462-05005	CLAMP	1	
21	92501-06012	SCREW, Pan head	2	
22	92902-06100	WASHER, sPrinE	2	



C7



FIG. 17 REAR ARM

REF. NO.	PART NO.	DESCRIPTION	Q'TY	REMARKS
1	4V6-22110-00-35	REAR ARM COMP.	1	silver
2	90109-08599	BOLT	2	
3	90179-08278	NUT	2	
4	93342-22208	BEARING	2	
5	93317-22214	BEARING, cylindrical	2	
6	648-45533-00-03	SHIM (0.3T)	1	UN
7	3R4-22129-00	COVER, thrust 2	2	
8	90386-22097	BUSH	2	
9	93108-35004	OIL SEAL	2	
10	93109-22018	OIL SEAL	2	
11	90380-18077	BUSH, solid	2	
12	431-22151-03	SEAL, Guard	1	
13	3R4-22141-00	SHAFT, Pivot	1	
14	90170-18111	NUT	1	
15	92901-18100	WASHER, sPrinE	1	
16	2X4-22179-00	ARM, tensioner	1	
17	3R5-22183-00	GUARD, chain	1	
18	2X4-22199-00	SUPPORT, chain	1	
19	97301-08016	BOLT	2	
20	92901-08100	WASHER, sPrinE	2	
21	92901-08800	WASHER, Plate	2	
22	92501-08020	SCREW, Pan head	2	
23	92901-08100	WASHER, sPrinE	2	
24	92901-08800	WASHER, Plate	2	
25	97301-08050	BOLT	2	
26	85702-08300	NUT, nylon	2	
27	97301-08035	BOLT	2	
28	92901-08100	WASHER, sPrinE	2	





FIG. 17 REAR ARM

REF. NO.	PART NO.	DESCRIPTION	Q'TY	REMARKS
29	92901-05500	WASHER, Plate	2	
30	3R4-22147-00	PROTECTOR, chain	1	
31	98501-05010	SCREW, Pan head	2	
32	92901-05100	WASHER, sPrinE	2	
33	92901-05200	WASHER, Plain	2	
34	4V5-22311-00	CASE, chain	1	black
35	92501-06020	SCREW, Pan head	1	
36	92901-06100	WASHER, sPrinE	1	
37	92901-06600	WASHER, Plate	1	
38	90201-06067	WASHER, Plate	1	
39	95601-06100	NUT, u	1	
40	90201-06067	WASHER, Plate	1	
41	97301-06020	BOLT	1	
42	92901-06100	WASHER, sPrinE	1	


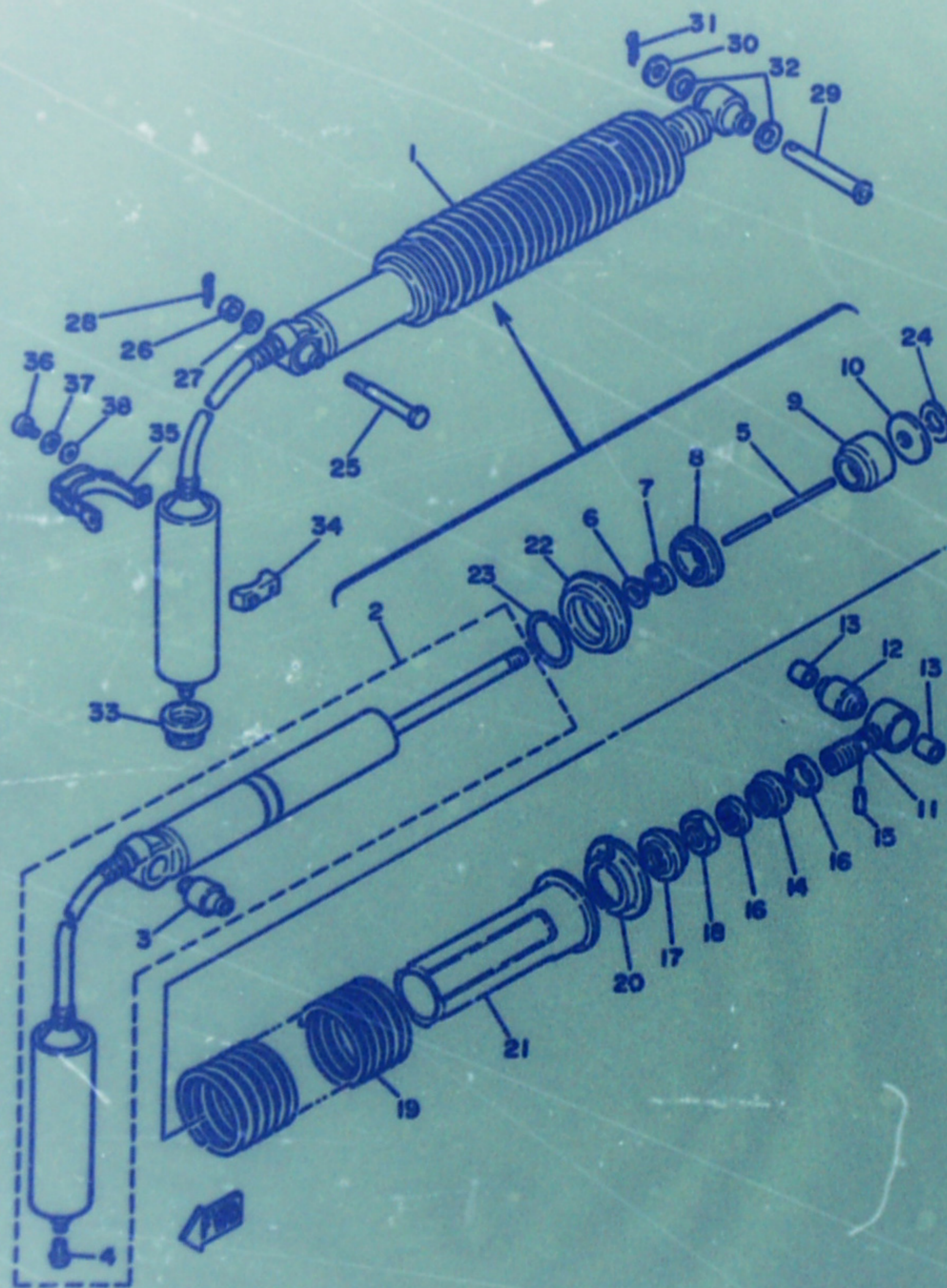




FIG. 18 REAR SUSPENSION

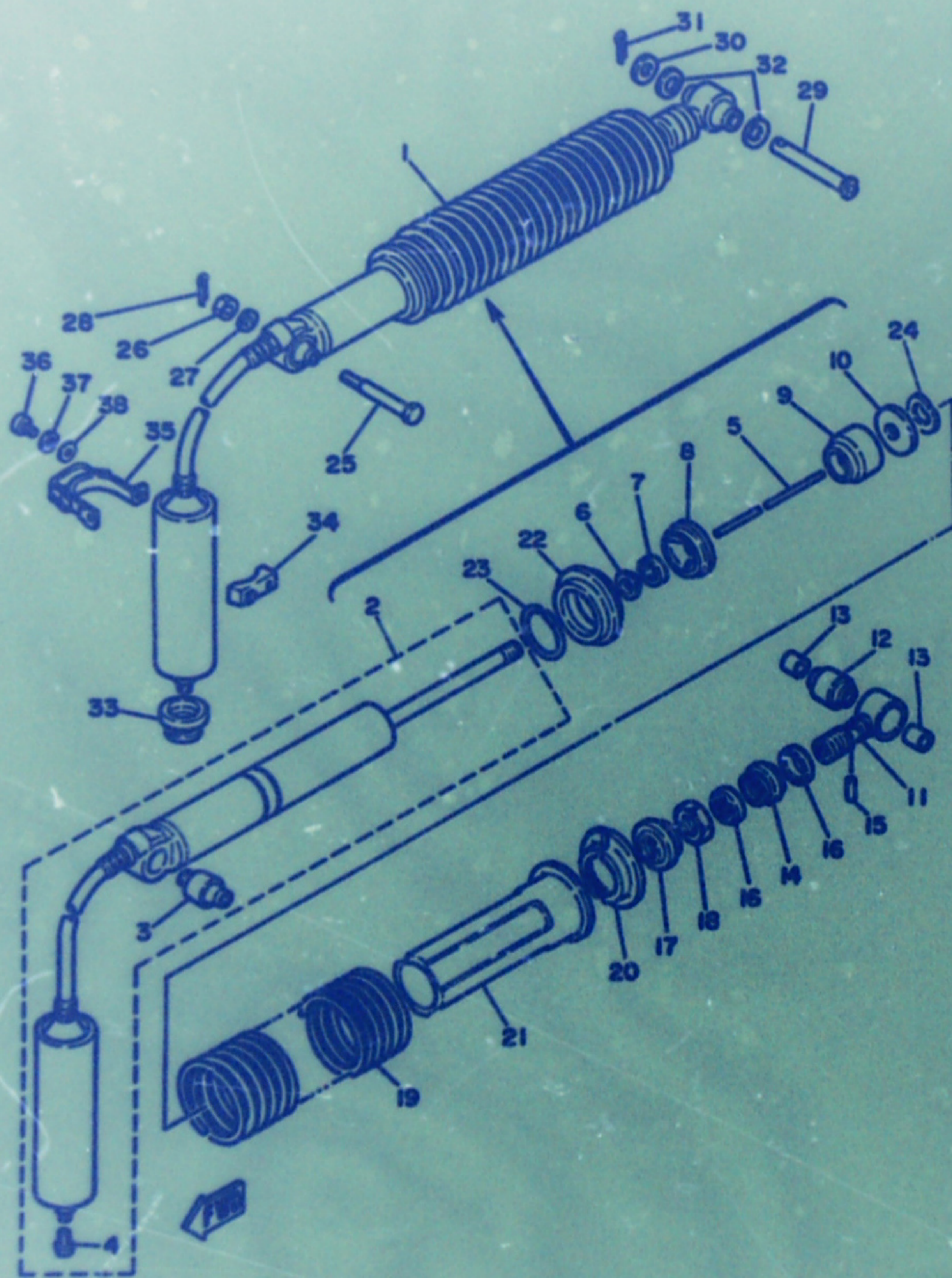


REF. NO.	PART NO.	DESCRIPTION	Q'TY	REMARKS
1	4V6-22210-00	SHOCK ABSORBER ASSY, rear	1	
2	4V6-22401-00	•DUMPER SUB ASSY	1	
3	1W1-22216-00	••BUSH, rear shock absorber	1	
4	98501-04005	••SCREW, Pan head	1	
5	3R4-22489-00	•ROD, Push	1	
6	3R4-22475-00	•SEAL, dust	1	
7	3R4-22473-00	•HOUSING, seal ring	1	
8	4L0-22472-00	•CAP, case	1	
9	2W6-22493-00	•BUMPER, stop	1	
10	3R4-22228-00	•SUPPORT, bump stop	1	
11	3R4-22409-00	•UPPER BRACKET SUB ASSY	1	
12	3R4-22226-00	•BUSH, shock absorber lower	1	
13	90380-12051	•BUSH, solid	2	
14	3R4-22497-00	•NUT, adjusting	1	
15	93604-26132	•PIN, dowel	1	
16	3R4-22221-01	•COVER	2	
17	3R4-22213-00	•SEAT, spring upper	1	
18	90170-20213	•NUT	1	
19	4V6-22212-00	•SPRING	1	(yellow / Pink)
20	3R4-22214-00	•GUIDE, spring 1	2	
21	3R4-22224-00	•GUIDE, spring 2	1	
22	3R4-22223-00	•SEAT, spring lower	1	
23	93440-50078	•CIRCLIP	1	
24	90206-14067	•WASHER, wave	1	
25	90109-10550	BDLT	1	
26	95302-10700	NUT	1	
27	92902-10600	WASHER, Plate	1	
28	91401-20025	PIN, cotter	1	



FIG. 18 REAR SUSPENSION

REF. NO.	PART NO.	DESCRIPTION	Q'TY	REMARKS
29	90240-12074	PIN, clevis	1	
30	92901-12600	WASHER, Plate	1	
31	91401-30025	PIN, cotter	1	
32	1W1-22128-00	COVER, thrust 1	2	
33	90480-22263	GROMMET	1	
34	3R4-22261-00	DAMPER, sub tank	1	
35	4V4-22262-01	HOLDER, sub tank	1	
36	92502-06016	SCREW, Pan head	1	
37	92902-06100	WASHER, sPrinE	1	
38	92902-06600	WASHER	1	

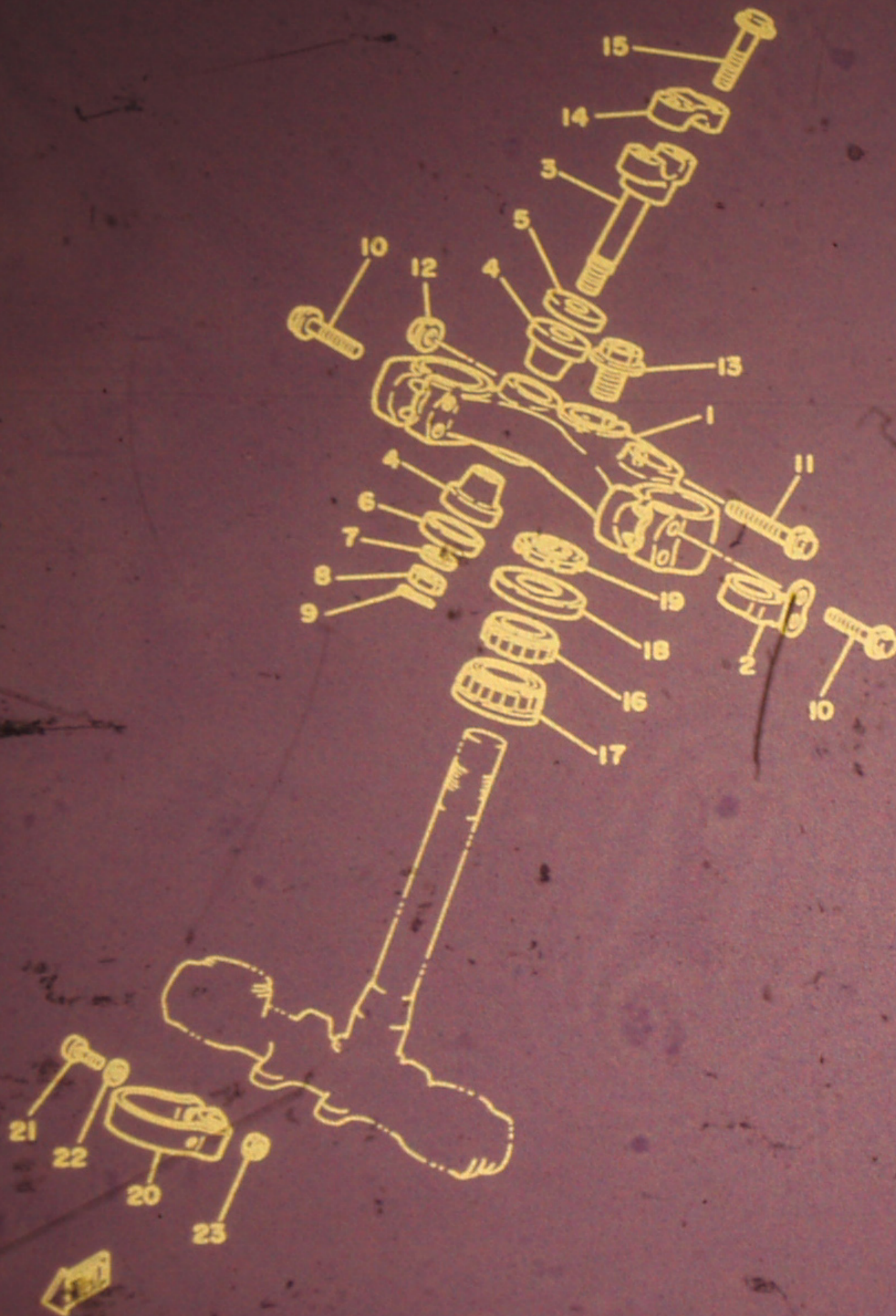


C11



FIG. 19 STEERING

REF. NO.	PART NO.	DESCRIPTION	Q'TY	REMARKS
1	3R4-23435-00-98	CROWN, handle	1	low Gloss black
2	3R4-23389-00	GUIDE, cable	1	
3	3R4-23442-00-98	HOLDER, handle lower	2	low Gloss black
4	1E6-23434-00	HOLDER, damPer	4	
5	90209-12143	WASHER	2	
6	90209-10195	WASHER	2	
7	92901-10100	WASHER, sPrinG	2	
8	95302-10700	NUT	2	
9	91401-20020	PIN, cotter	2	
10	95821-08040	BOLT, flange	4	
11	95821-08055	BOLT, flange	1	
12	95701-08100	NUT, flange	1	
13	90105-14136	BOLT, washer based	1	
14	1E6-23441-00-98	HOLDER, handle upper	2	low Gloss black
15	95821-08035	BOLT, flange	4	
16	93332-00023	BEARING	1	
17	93332-00008	BEARING	1	
18	1W1-23416-00	COVER, ball race 2	1	
19	90179-25033	NUT	1	
20	1W2-23318-00	HOLDER, cable 1	1	
21	98501-05018	SCREW, Pan head	1	
22	92901-05600	WASHER, Plate	1	
23	95301-05600	NUT	1	



C12



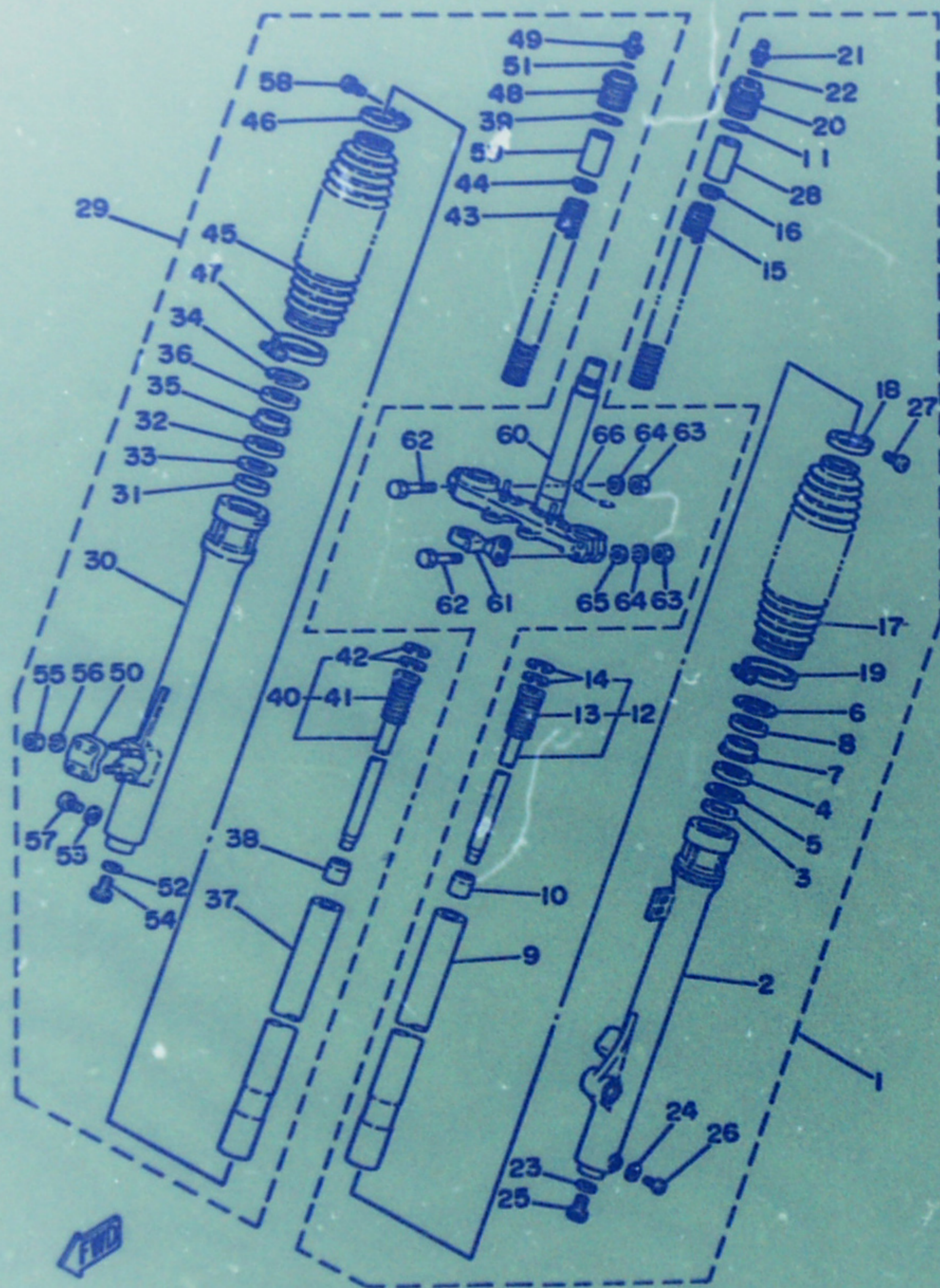


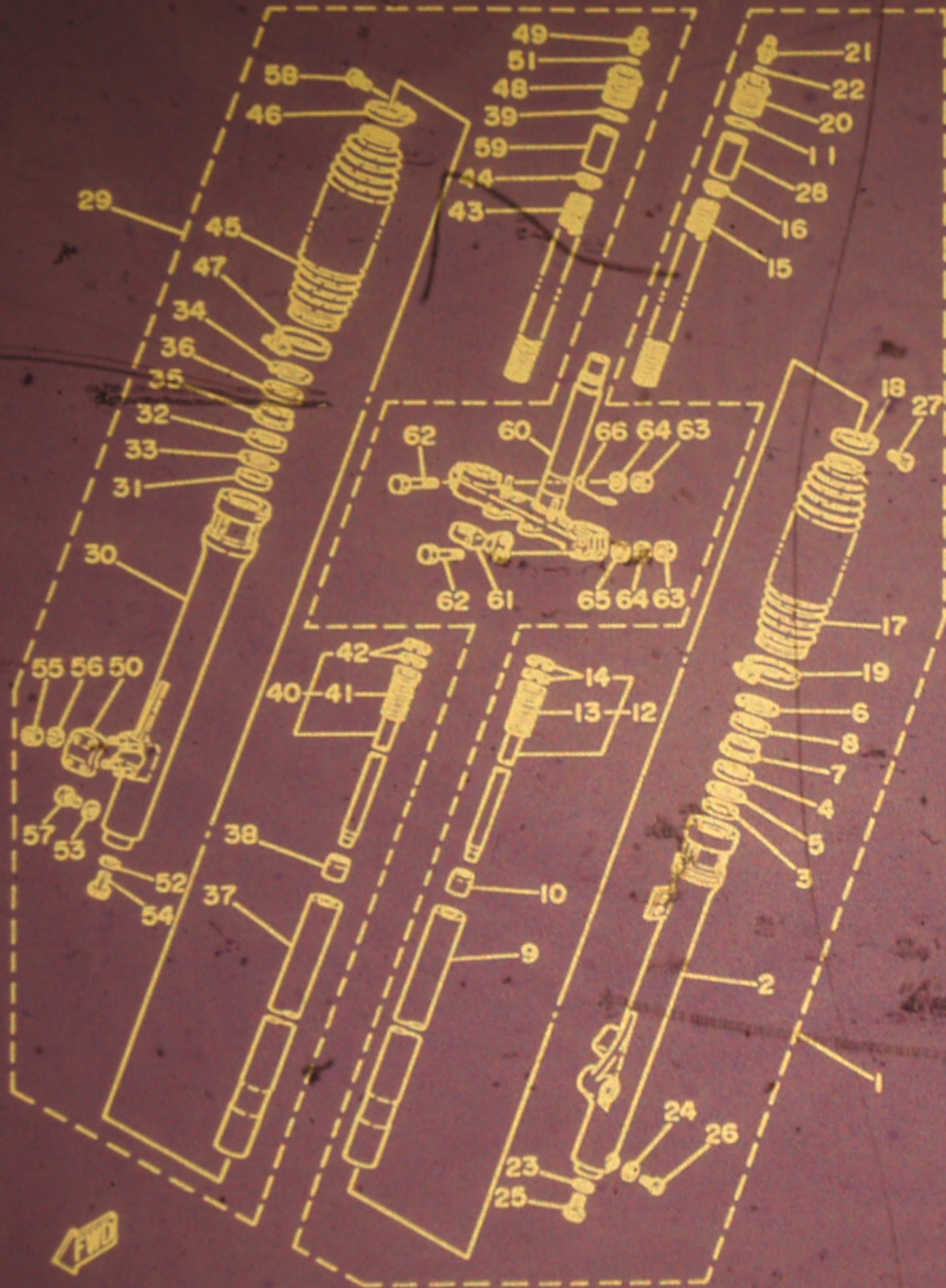
FIG. 20 FRONT FORK

REF. NO.	PART NO.	DESCRIPTION	Q'TY	REMARKS
1	4V5-23102-L1	FRONT FORK ASSY (L.H)	1	
2	4V5-23126-LO	•TUBE, outer 1	1	
3	4V2-23125-LO	•METAL, slide 1	1	
4	1W4-23145-LO	•OIL SEAL	1	
5	4V2-23146-LO	•WASHER, oil seal	1	
6	3R4-23153-00	•RING, snap	1	
7	3R4-23144-00	•SEAL, dust	1	
8	3R4-23148-00	•COVER, dust seal	1	
9	5Y4-23110-LO	•INNER TUBE COMP.1	1	
10	3R4-23173-LO	•SPINDLE, taper	1	
11	1W4-23114-LO	•GASKET	1	
12	4V5-23170-LO	•CYLINDER COMP., front fork	1	
13	1W4-23151-LO	••SPRING, rebound	1	
14	4V2-23157-LO	••RING, Piston	2	
15	4V5-23141-L1	•SPRING, front fork	1	
16	1W4-23142-LO	•SEAT, spring upper	1	
17	3R4-23191-M0	•BOOT	1	
18	1W4-23192-LO	•BAND	1	
19	1W4-23489-LO	•BAND	1	
20	5X4-23111-LO	•BOLT, cap	1	
21	4V4-23190-LO	•AIR VALVE COMP.	1	
22	3J2-23147-00	•O-RING	1	
23	509-23158-LO	•GASKET	1	
24	122-23129-00	•GASKET, drain Plug	1	
25	3R4-23181-LO	•BOLT, hexagon socket head	1	
26	122-23119-01	•PLUG, drain	1	
27	4V2-23194-LC	•SCREW, boot band	1	
28	4V5-23118-L1	•SPACER	1	

C13



FIG. 20 FRONT FORK

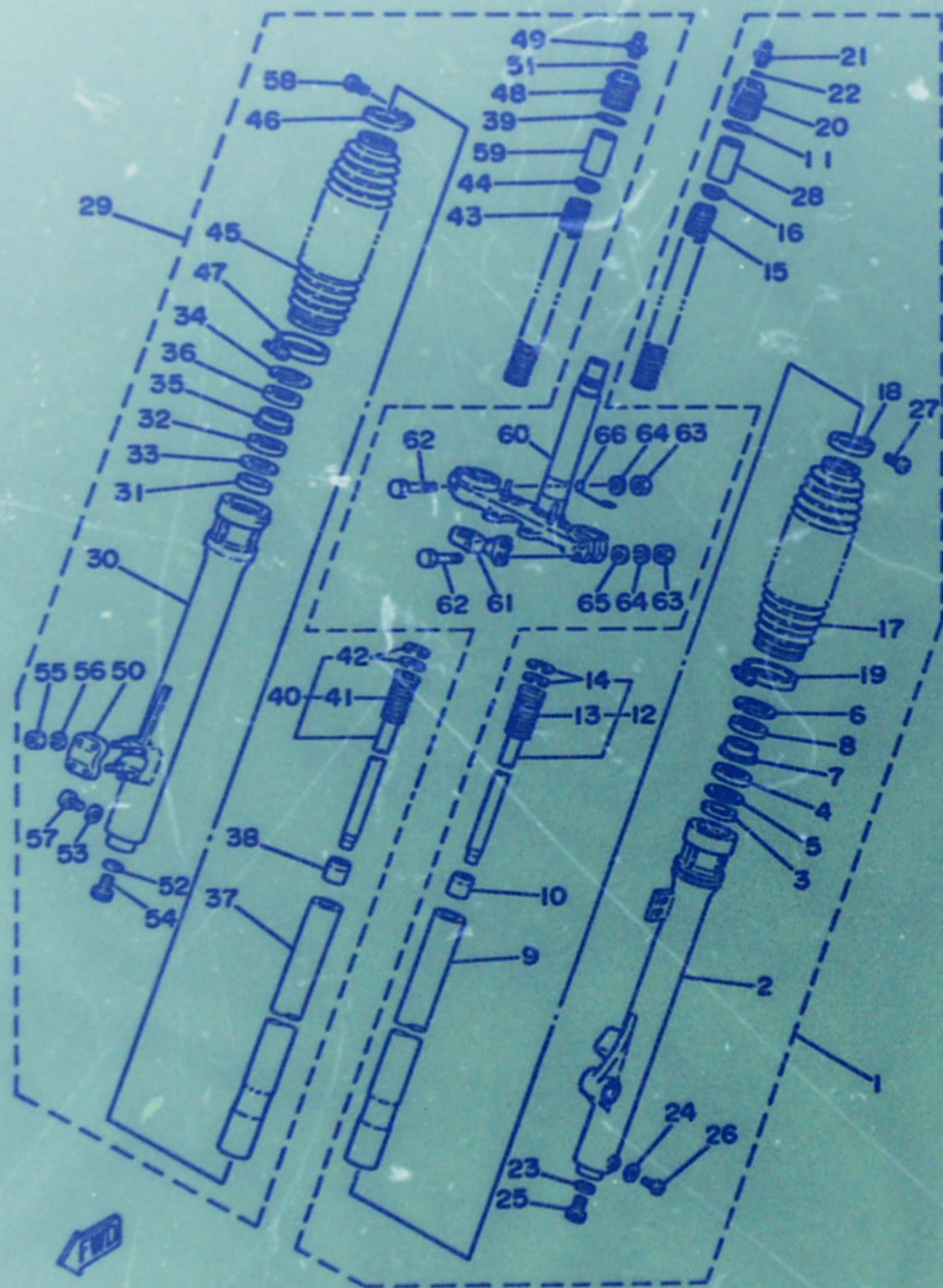


REF. NO.	PART NO.	DESCRIPTION	Q'TY	REMARKS
29	4V5-23103-L1	FRONT FORK ASSY (R.H)	1	
30	4V5-23136-LO	•TUBE, outer 2	1	
31	4V2-23125-LO	•METAL, slide 1	1	
32	1W4-23145-LO	•OIL SEAL	1	
33	4V2-23146-LO	•WASHER, oil seal	1	
34	3R4-23153-00	•RING, snap	1	
35	3R4-23144-00	•SEAL, dust	1	
36	3R4-23148-00	•COVER, dust seal	1	
37	5X4-23110-LO	•INNER TUBE COMP.1	1	
38	3R4-23173-LO	•SPINDLE, taper	1	
39	1W4-23114-LO	•GASKET	1	
40	4V5-23170-LO	•CYLINDER COMP., front fork	1	
41	1W4-23151-LO	••SPRING, rebound	1	
42	4V2-23157-LO	••RING, Piston	2	
43	4V5-23141-L1	•SPRING, front fork	1	
44	1W4-23142-LO	•SEAT, spring upper	1	
45	3R4-23191-M0	•BOOT	1	
46	1W4-23192-LO	•BAND	1	
47	1W4-23489-LO	•BAND	1	
48	5X4-23111-LO	•BOLT, cap	1	
49	4V4-23190-LO	•AIR VALVE COMP.	1	
50	4V2-23167-LO	•HOLDER, axle	1	
51	3J2-23147-00	•O-RING	1	
52	509-23158-LO	•GASKET	1	
53	122-23129-00	•GASKET, drain Plug	1	
54	3R4-23181-LO	•BOLT, hexagon socket head	1	
55	95311-06600	•NUT	4	
56	92901-06100	•WASHER, spring	4	

C14



FIG. 20 FRONT FORK



REF. NO.	PART NO.	DESCRIPTION	Q'TY	REMARKS
57	122-23119-01	•PLUG, drain	1	
58	4V2-23194-L0	•SCREW, boot band	1	
59	4V5-23118-L1	•SPACER	1	
60	4V5-23340-L0-33	UNDER BRACKET COMP.	1	yamaha black
61	3R4-23389-00	GUIDE, cable	1	
62	90109-08397	BOLT	4	
63	95311-08600	NUT	4	
64	92901-08100	WASHER, sPrinE	4	
65	90201-08544	WASHER, Plate	3	
66	4V5-23389-00	GUIDE, cable	1	

C15



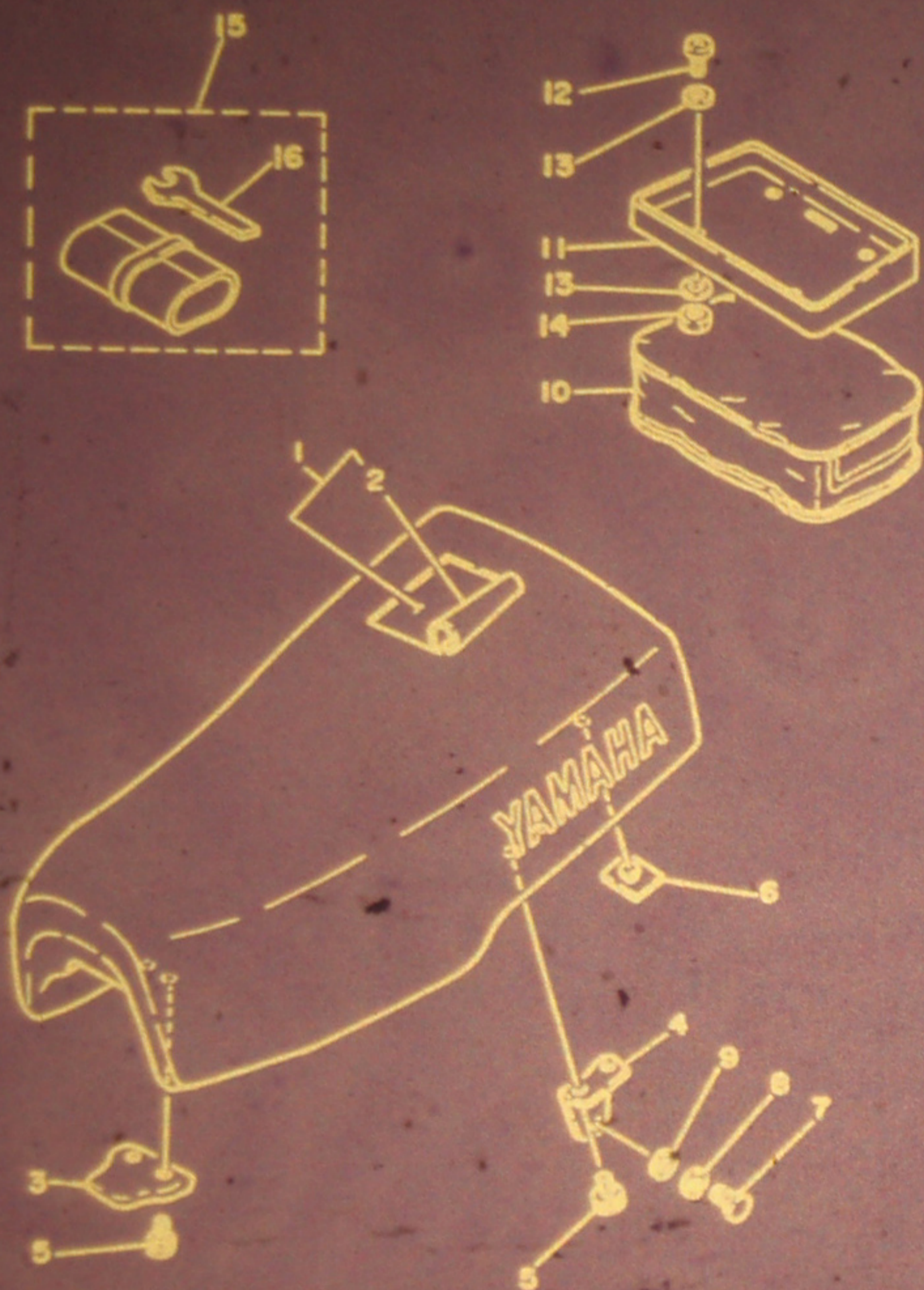









FIG. 22 SEAT



REF. NO.	PART NO.	DESCRIPTION	Q'TY	REMARKS
1	4V5-W2473-10	SEMI-DOUBLE SEAT ASSY	1	
2	4V5-24771-10	COVER, semi-double seat	1	
3	1W1-24748-00	BRACKET, seat	1	
4	1W1-24738-00	BRACKET, seat	2	
5	90101-06304	BOLT	6	
6	509-24724-00	DAMPER, seat	2	
7	97301-06016	BOLT	1	
8	92902-06100	WASHER, sPrinE	1	
9	92902-06600	WASHER	1	
10	4V5-24850-00	CARRIER BOX ASSY	1	
11	4V5-24833-00	BRACKET, carrier 2	1	
12	92501-06020	SCREW, Pan head	4	
13	90201-06067	WASHER, Plate	8	
14	95602-06100	NUT, u	4	
15	4V5-28100-10	TOOL KIT	1	
16	1W1-28135-10	SPANNER, sPecial	1	



FIG. 23 FRONT WHEEL




REF. NO.	PART NO.	DESCRIPTION	Q'TY	REMARKS
1	1K7-25111-11-98	HUB, front	1	low gloss black
2	90560-15116	SPACER	1	
3	146-25116-00	FLANGE, spacer 2	1	
4	93306-20203	BEARING (B6202R5)	1	
5	93306-20205	BEARING (B6202)	1	
6	3R5-25121-01-98	PLATE, brake shoe	1	low gloss black
7	3R5-25130-00	BRAKE SHOE COMP.	2	
8	90506-16036	SPRING, tension	2	
9	5L5-25151-00	CAMSHAFT	2	
10	3R5-25155-00	LEVER, camshaft 1	1	
11	3R5-25156-00	LEVER, camshaft 2	1	
12	137-25159-00	SEAL, camshaft	2	
13	90101-06278	BOLT	2	
14	95301-06600	NUT	2	
15	3R5-25161-00	ROD, connecting	1	
16	95301-06700	NUT	1	
17	3R5-25163-00	END, rod 1	1	
18	3R5-25164-00	END, rod 2	1	
19	90240-06006	PIN, clevis	2	
20	92901-06200	WASHER, plain	2	
21	91401-20015	PIN, cotter	2	
22	90508-20425	SPRING, torsion	1	
23	4N0-2513A-00	PLATE, indicator	1	
24	94416-21234	RIM (1.60-21)	1	
25	2W6-25104-02	SPOKE SET, front	1	
26	94130-21654	TIRE (3.00-21)	1	
27	94230-21126	TUBE (3.00-21)	1	inoue
28	94330-21088	BAND, rim (3.00-21)	1	inoue

D5



FIG. 23 FRONT WHEEL




REF. NO.	PART NO.	DESCRIPTION	Q'TY	REMARKS
29	4V5-25194-00	SPACER, bead	1	
30	1W2-25190-00	GEAR UNIT ASSY	1	
31	4V5-25181-00	AXLE, wheel	1	
32	90201-15785	WASHER, Plate	1	
33	90171-14020	NUT, castle	1	
34	91401-30030	PIN, cotter	1	

D6



FIG. 24 REAR WHEEL




REF. NO.	PART NO.	DESCRIPTION	Q'TY	REMARKS
1	4V4-25311-00-98	HUB, rear	1	low gloss black
2	4V4-25317-00	SPACER, bearing	1	
3	4V4-25315-00	FLANGE, spacer	1	
4	93306-00418	BEARING	1	
5	93306-00406	BEARING (B6004Z)	3	
6	93102-28022	OIL SEAL	1	
7	4V5-25321-01-98	PLATE, brake shoe	1	low gloss black
8	4V4-25330-00	BRAKE SHOE COMP.	2	
9	90507-20002	SPRING, tension	2	
10	5L4-25351-00	CAMSHAFT	1	
11	148-25359-00	SEAL, camshaft	1	
12	4V5-25355-00	LEVER, camshaft	1	
13	90101-06291	BOLT	1	
14	148-25353-00	SHIM, camshaft	1	
15	1W2-27237-00	PIN, clevis	1	
16	90201-12631	WASHER, plate	1	
17	91401-25025	PIN, cotter	1	
18	3Y6-2533A-01	PLATE, indicator	1	
19	94425-17281	RIM (2.50-17)	1	
20	4V6-25304-00	SPOKE SET, rear	1	
21	94156-17675	TIRE	1	
22	94256-17180	TUBE	1	
23	94332-17112	BAND, rim (3.25-17)	1	inoue
24	2X5-25394-00	SPACER, bead	2	
25	3R6-25444-10-33	SPROCKET, driven (44T)	1	UR STD yamaha black
	3R6-25442-10-33	SPROCKET, driven (42T)	1	AP yamaha black
	3R6-25446-10-33	SPROCKET, driven (46T)	1	AP yamaha black
26	90110-08038	BOLT, hexagon socket head	6	

D7



FIG. 24 REAR WHEEL

REF. NO.	PART NO.	DESCRIPTION	Q'TY	REMARKS
27	90185-08089	NUT, self-locking	6	
28	90201-081A6	WASHER, plate	6	
29	4V4-25367-00	COVER, hub dust	1	
30	90387-201E6	COLLAR	1	
31	4V5-25388-00	PULLER, chain 2	1	
32	4V5-25388-00	PULLER, chain 1	1	
33	91701-05055	PIN, clevis	2	
34	91401-16012	PIN, cotter	2	
35	4V6-25381-00	AXLE, wheel	1	
36	92901-18100	WASHER, spring	1	
37	92901-20600	WASHER	1	
38	90179-18332	NUT	1	
39	94580-40108	CHAIN, drive (DID520V 108L)	1	
40	94680-40011	JOINT, chain	1	



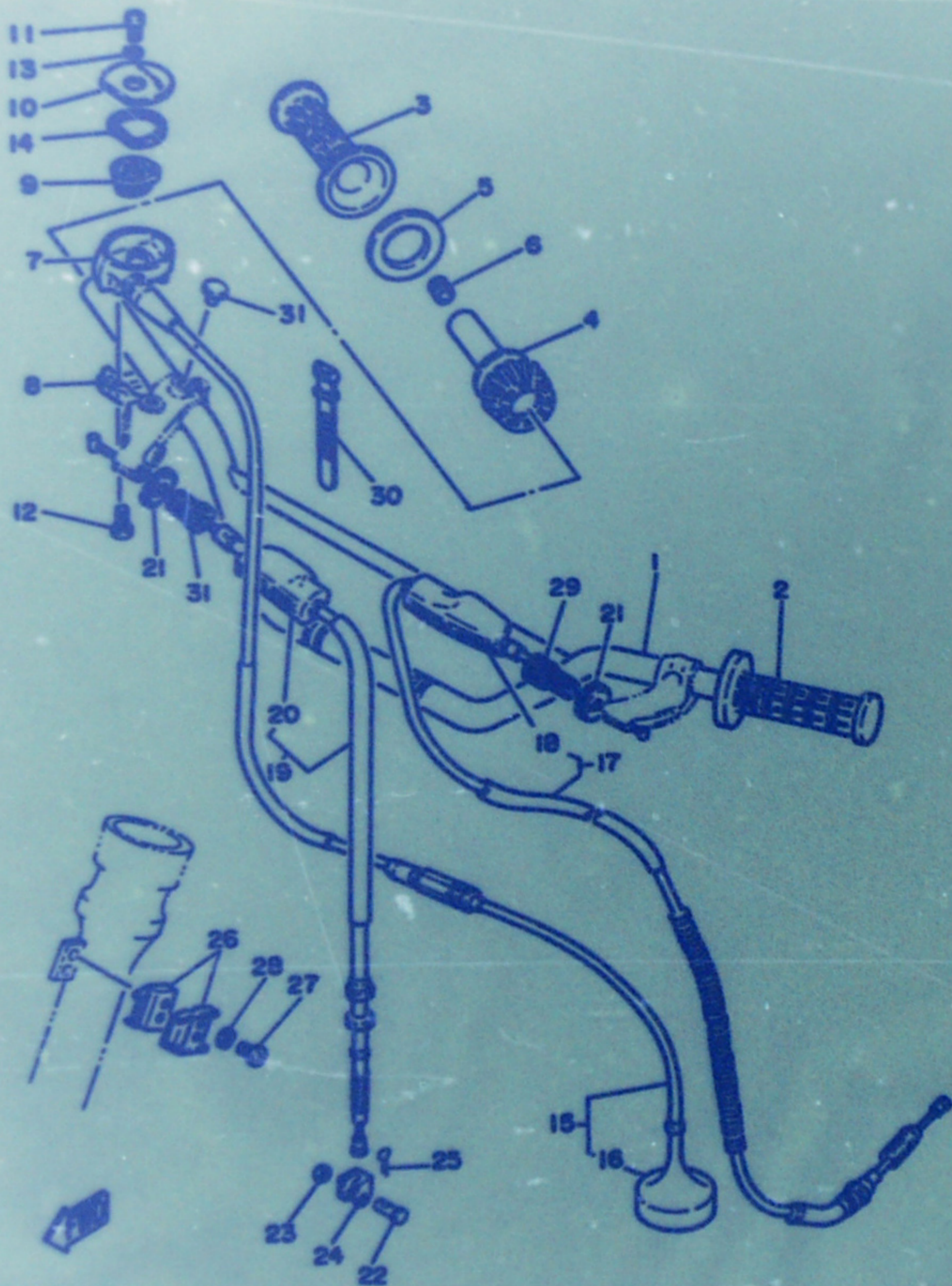
D8



FIG. 25 HANDLEBAR-CABLE

UK IT OWNERS FACEBOOK GROUP

REF. NO.	PART NO.	DESCRIPTION	Q'TY	REMARKS
1	3R4-26111-00	HANDLEBAR	1	
2	4V4-26241-00	GRIP (L.H)	1	
3	4V4-26242-00	GRIP (R.H)	1	
4	4V6-26243-00	TUBE, throttle Guide	1	
5	4V4-26249-00	RING, leaf	1	
6	688-82535-00	GROMMET	1	
7	4V4-26281-00	CAP, Grip upper	1	
8	4V4-26282-00	CAP, Grip lower	1	
9	4V6-2628E-00	GEAR, bevel	1	
10	4V4-2628F-00	CAP, Gear	1	
11	98906-05010	SCREW, bind	1	
12	98501-05016	SCREW, Pan head	2	
13	90430-05009	GASKET	1	
14	4V4-2628G-00	PACKING	1	
15	4V4-26311-00	CABLE, throttle 1	1	
16	510-26329-00	•CAP, rubber	1	
17	4V4-26335-00	CABLE, clutch	1	
18	382-26372-01	•COVER, handle lever 1	1	
19	5L4-26341-00	CABLE, brake	1	
20	488-26372-00	•COVER, handle lever 1	1	
21	90179-08148	NUT	2	
22	90240-08012	PIN, clevis	1	
23	90201-08083	WASHER, Plate	1	
24	156-26347-00	JDINT, cable	1	
25	91401-20015	PIN, cotter	1	
26	90465-14192	CLAMP	2	
27	92501-08015	SCREW, Pan head	2	
28	92901-08100	WASHER, sPrinG	2	




D9



FIG. 25 HANDLEBAR-CABLE

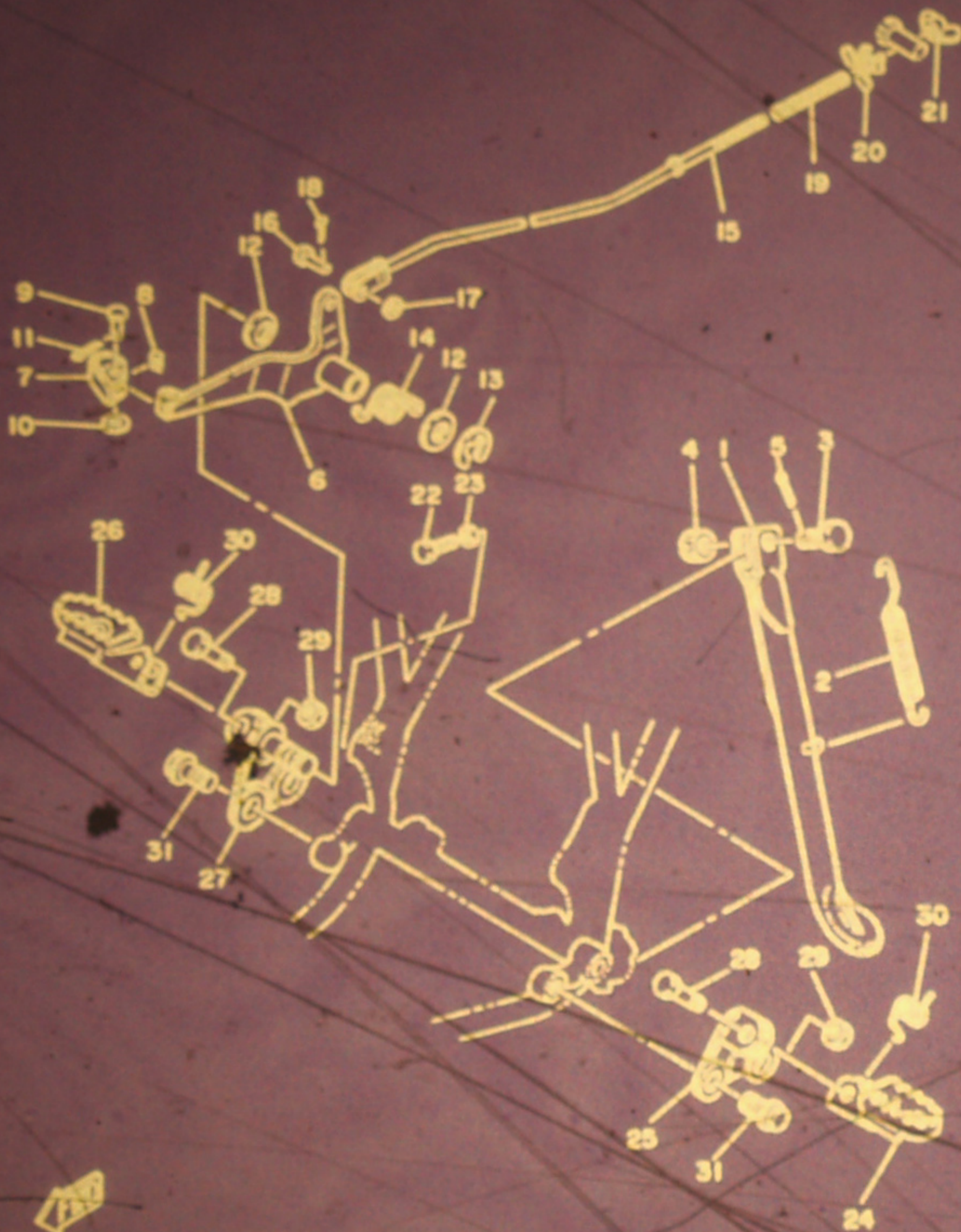
REF. NO.	PART NO.	DESCRIPTION	Q'TY	REMARKS
29	90123-08046	BOLT	2	
30	437-83936-10	BAND, switch cord	1	
31	4JC-26199-00	PLUG, blind	1	



D10



FIG. 26 STAND-FOOTREST



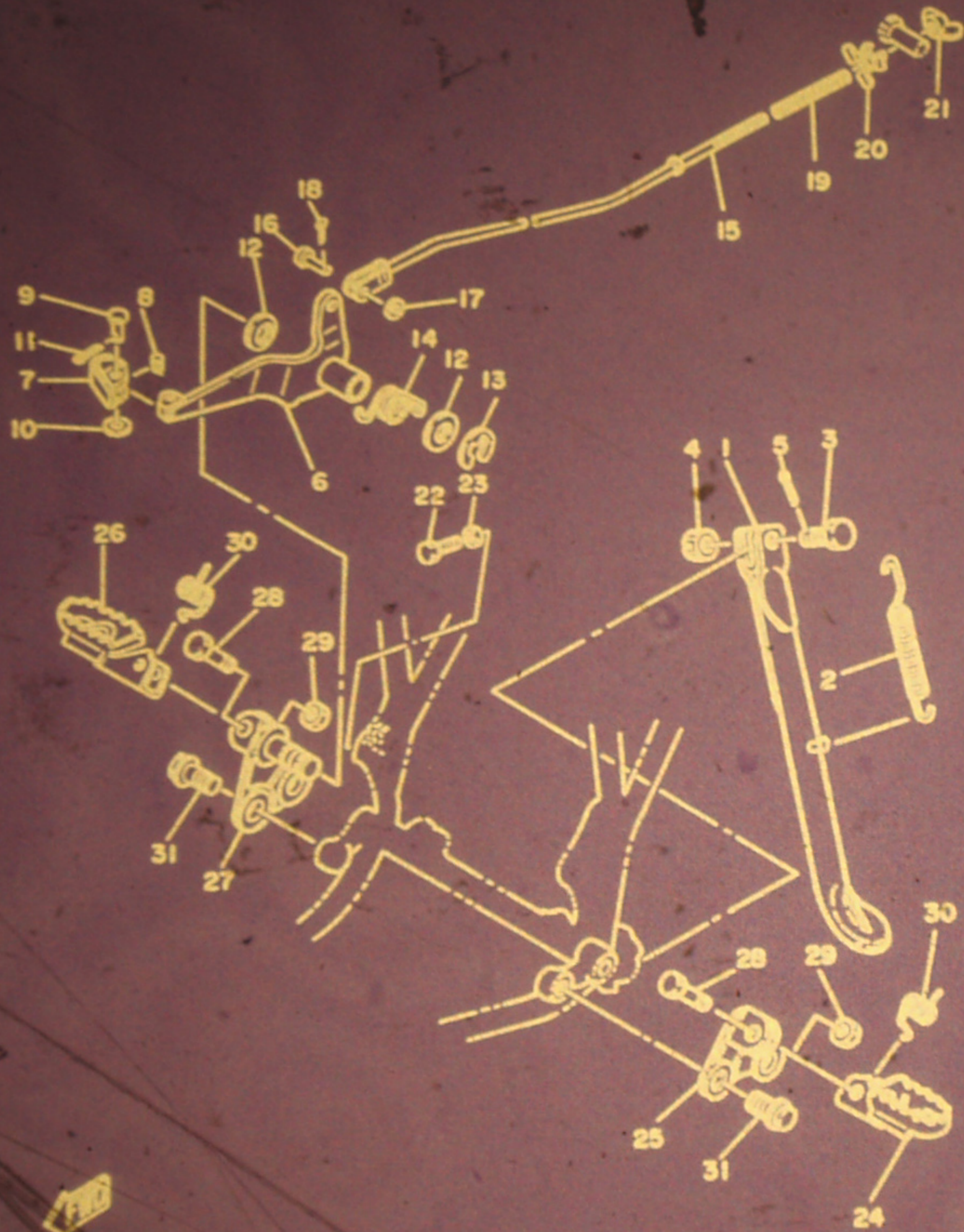
REF. NO.	PART NO.	DESCRIPTION	Q'TY	REMARKS
1	4V5-27311-01-33	STAND, side	1	yamaha black
2	90507-29008	SPRING, tension	1	
3	90102-10008	BOLT, with hole	1	
4	95302-10900	NUT, slotted	1	
5	91401-20025	PIN, cotter	1	
6	5L4-27211-00	PEDAL, brake	1	
7	3R8-27242-00	PEDAL, brake	1	
8	90508-14429	SPRING, torsion	1	
9	91701-08028	PIN, clevis	1	
10	92901-06600	WASHER, Plate	1	
11	91401-20015	PIN, cotter	1	
12	4V5-27286-00	COVER, dust	2	
13	93430-10015	CIRCLIP	1	
14	90508-32478	SPRING, torsion	1	
15	4V6-27231-00	ROD, brake	1	
16	90240-06040	PIN, clevis	1	
17	92901-06200	WASHER, Plain	1	
18	91401-20015	PIN, cotter	1	
19	90501-10245	SPRING, compression	1	
20	1M2-27239-00	SEAT, spring	1	
21	90175-08013	NUT, wing	1	
22	97301-08020	BOLT	1	
23	95301-08700	NUT	1	
24	4V4-27411-00	FOOTREST 1	1	
25	4V5-27412-00	BRACKET, footrest 1	1	
26	4V4-27421-00	FOOTREST 2	1	
27	4V5-27422-00	BRACKET, footrest 2	1	
28	90101-08428	BOLT	2	

D11



FIG. 26 STAND-FOOTREST

REF. NO.	PART NO.	DESCRIPTION	Q'TY	REMARKS
29	95601-08100	NUT, u	2	
30	90508-20023	SPRING, torsion	2	
31	90105-12096	BOLT, washer based	4	

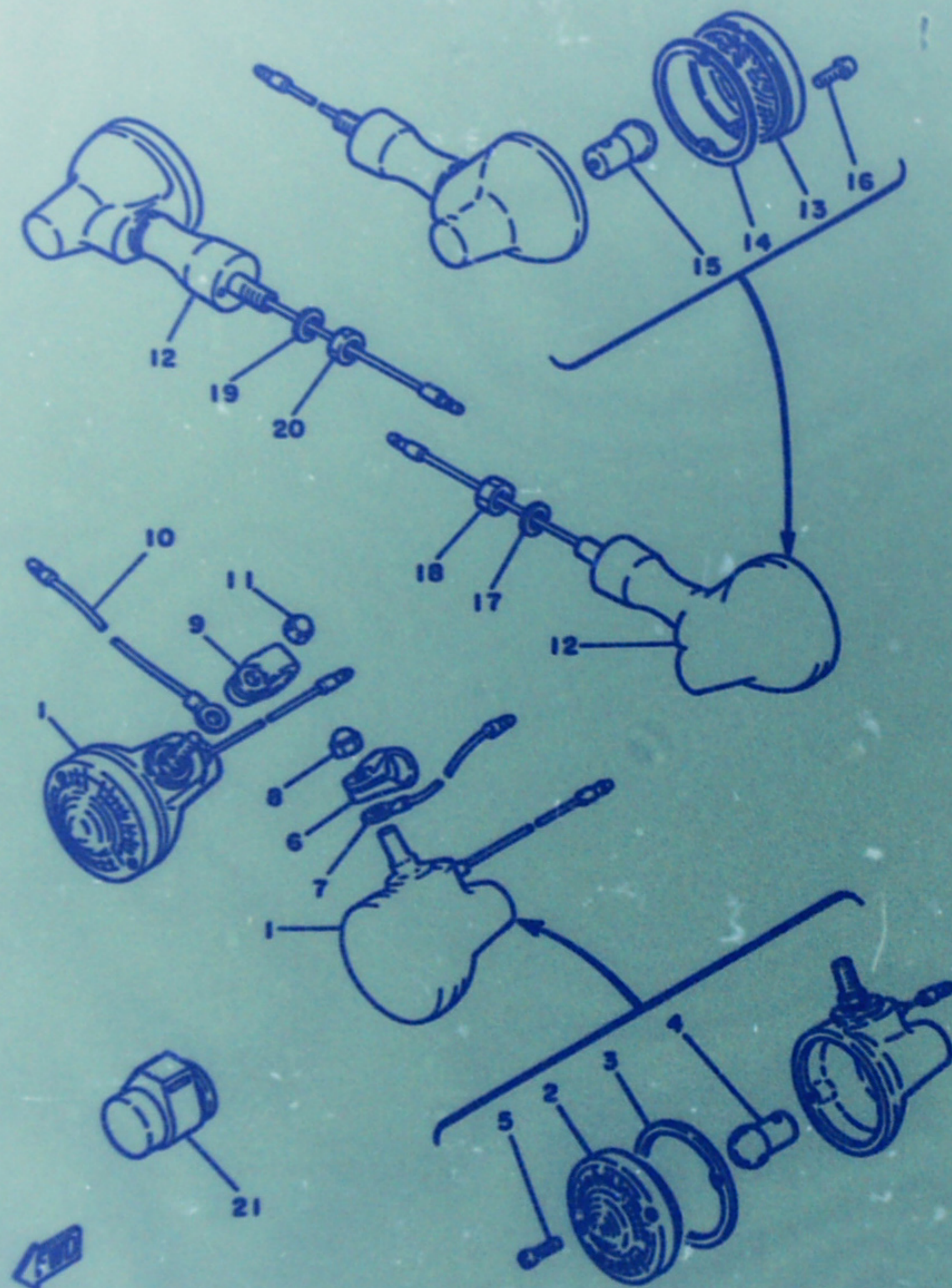


D12



FIG. 27 FLASHER LIGHT

Lee Waldie Craig Scott Chris Koira

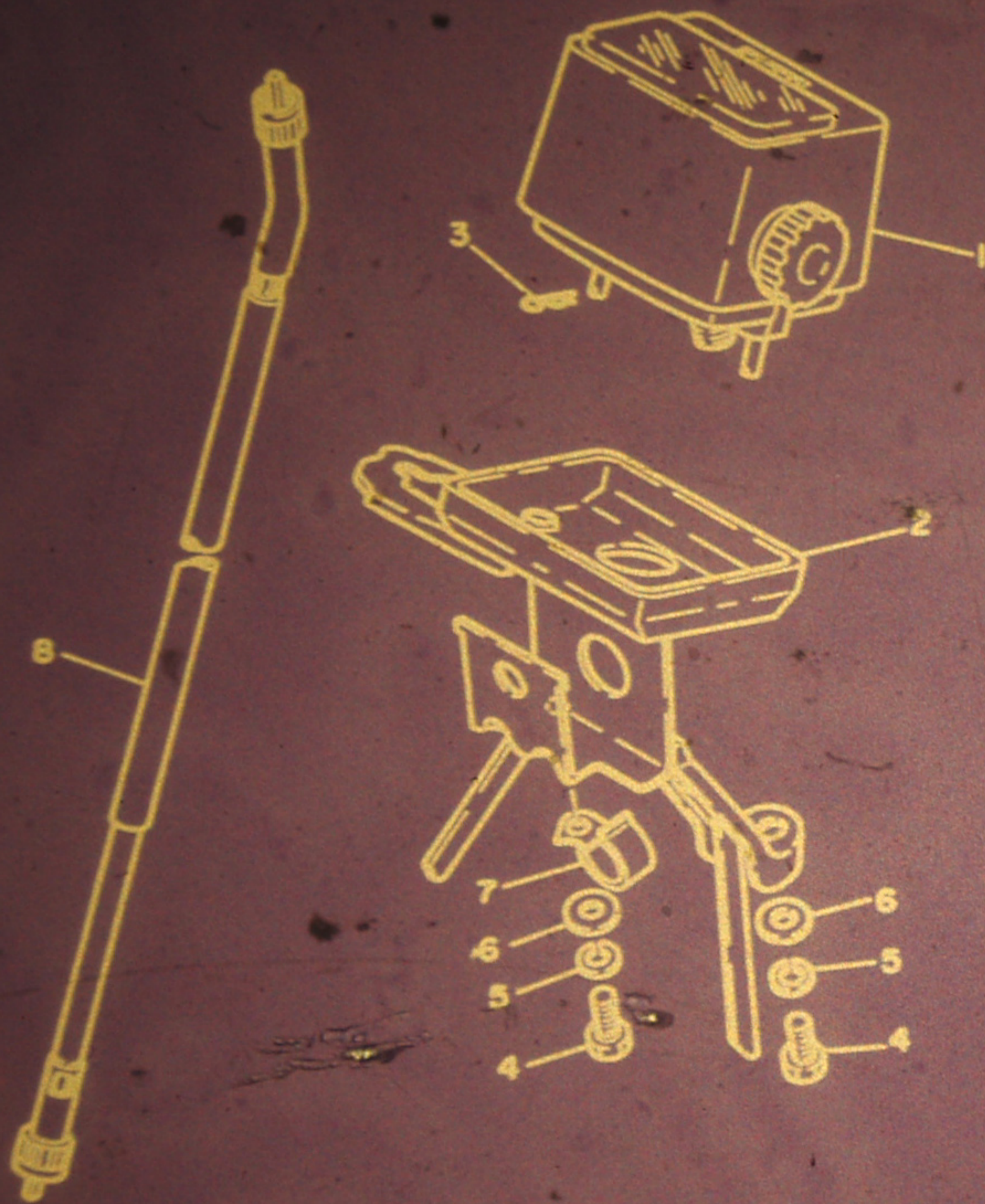


REF. NO.	PART NO.	DESCRIPTION	Q'TY	REMARKS
1	3W1-83310-00	FRONT FLASHER LIGHT ASSY 1	2	
2	341-83312-70	•LENS, flasher	1	
3	1M1-83313-60	•GASKET, flasher lens	1	
4	152-83311-10	•BULB (6V-10W)	1	
5	97701-30520	•SCREW, Panhead tapping	2	
6	1M1-83318-00	STAY, flasher 1	1	
7	1J7-83354-00	WIRE, earth lead 1	1	
8	95303-08800	NUT, crown	1	
9	1M1-83318-00	STAY, flasher 1	1	
10	1J7-83354-00	WIRE, earth lead 1	1	
11	95303-08800	NUT, crown	1	
12	3W1-83330-00	REAR FLASHER LIGHT ASSY 1	2	
13	341-83312-70	•LENS, flasher	1	
14	1M1-83313-60	•GASKET, flasher lens	1	
15	152-83311-10	•BULB (6V-10W)	1	
16	97701-30520	•SCREW, Panhead tapping	2	
17	92901-10100	WASHER, spring	1	
18	95301-10600	NUT	1	
19	92901-10100	WASHER, spring	1	
20	95301-10600	NUT	1	
21	3E1-83350-11	FLASHER RELAY ASSY	1	



FIG. 28 METER

REF. NO.	PART NO.	DESCRIPTION	Q'TY	REMARKS
1	3R8-83570-F0	SPEEDDMETER ASSY	1	UR km/h
	3R8-83570-60	SPEEDDMETER ASSY	1	UR mile/h
2	5L4-83519-00	BRACKET, meter	1	
3	437-83525-00	CLIP	2	
4	97321-06012	BOLT	2	
5	92901-06100	WASHER, sPrinE	2	
6	92901-06600	WASHER, Plate	2	
7	90462-08078	CLAMP	1	
8	4V5-83550-00	SPEEDDMETER CABLE ASSY	1	

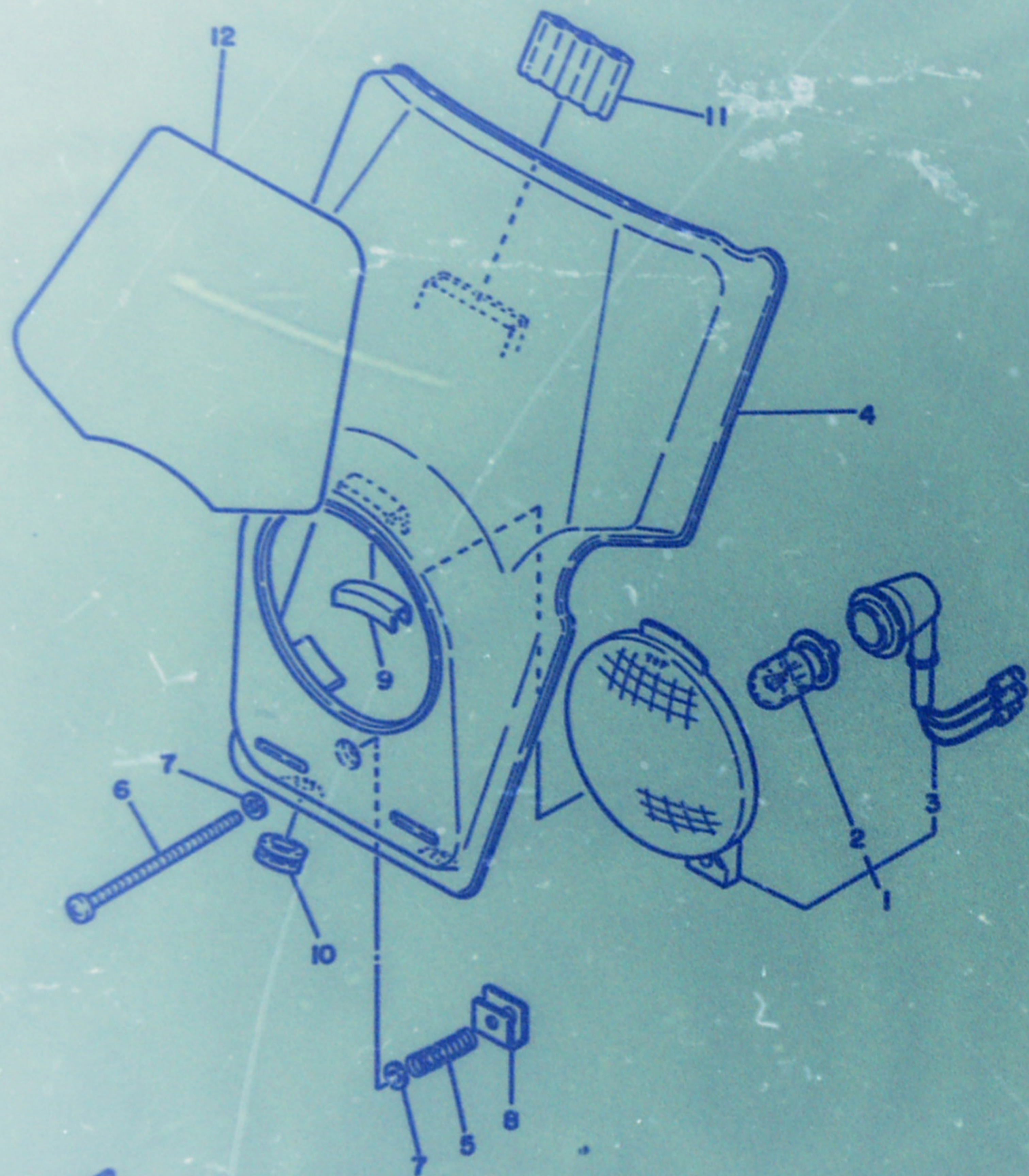


D14



FIG. 29 HEADLIGHT

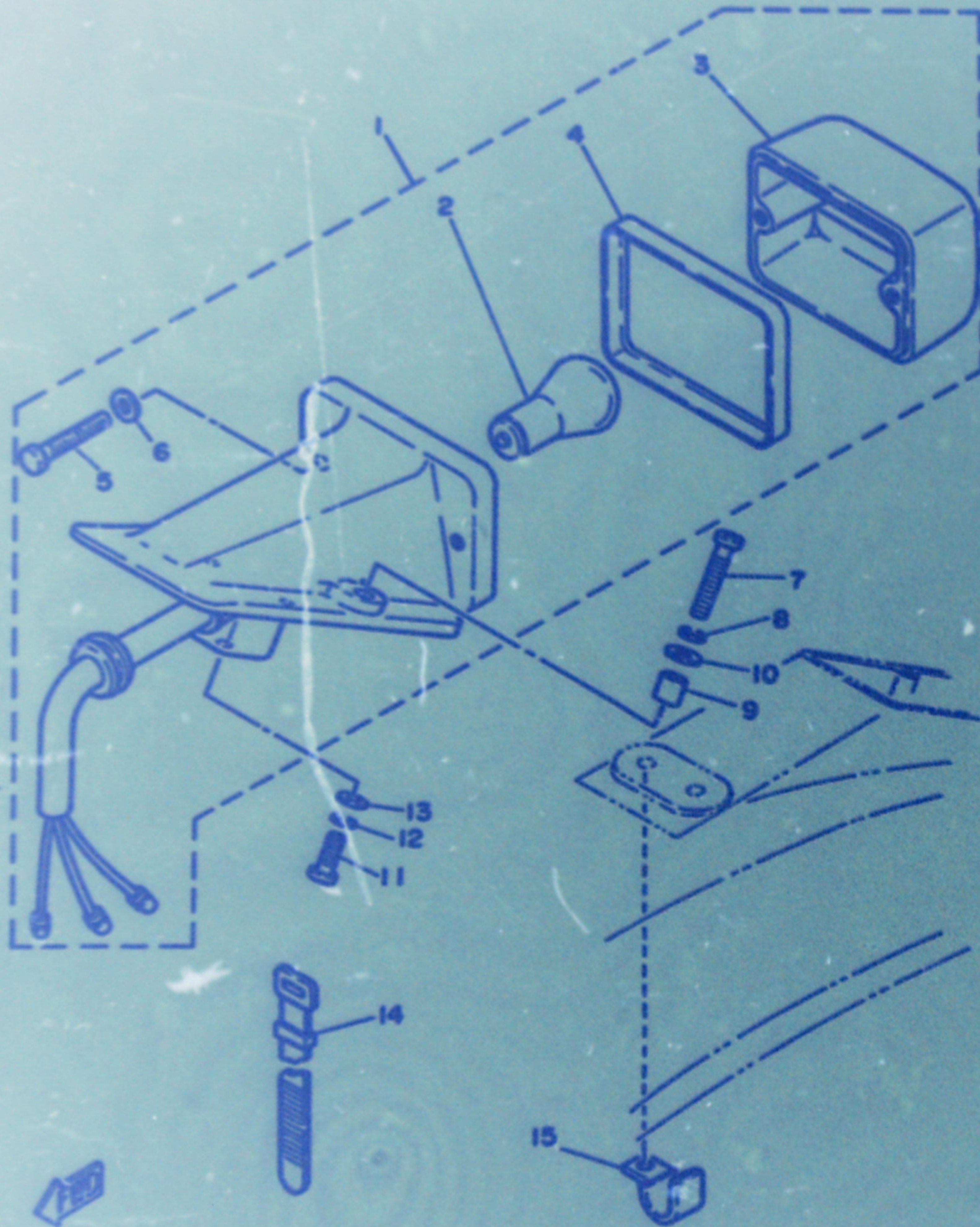
REF. NO.	PART NO.	DESCRIPTION	Q'TY	REMARKS
1	4V5-84110-00	HEADLIGHT UNIT ASSY	1	
2	4G2-84114-00	•BULB, headlight	1	
3	4V5-84140-00	•SOCKET CORD ASSY	1	
4	4V5-84130-10	BODY ASSY, headlight	1	sky blue
5	4V5-84132-00	SPRING, screw	1	
6	849-84724-00	SCREW, lens fitting	1	
7	92901-04600	WASHER, Plate	2	
8	4V5-84134-00	NUT, adjust	1	
9	4V5-84143-00	DAMPER, headlight stay	1	
10	90480-12053	GROMMET	2	
11	4V5-83592-00	DAMPER	1	
12	4V5-84141-00	EMBLEM, headlight	1	



D15



FIG. 30 TAILLIGHT



REF. NO.	PART NO.	DESCRIPTION	Q'TY	REMARKS
1	5L4-84500-00	TAILLIGHT ASSY	1	
2	122-84514-00	•BULB (6V-10/3W)	1	
3	434-84521-89	•LENS, taillight	1	
4	434-84515-61	•RIM, taillight	1	
5	434-84552-62	•BOLT, fitting	2	
6	434-84522-62	•WASHER	2	
7	98506-04025	SCREW, Pan head	2	
8	92906-04100	WASHER, sPrinE	2	
9	90387-04007	COLLAR	2	
10	434-84522-62	WASHER	2	
11	92501-06012	SCREW, Pan head	1	
12	92901-06100	WASHER, sPrinE	1	
13	92901-06200	WASHER, Plain	1	
14	437-83936-00	BAND, switch cord	2	
15	80462-05005	CLAMP	1	

E2



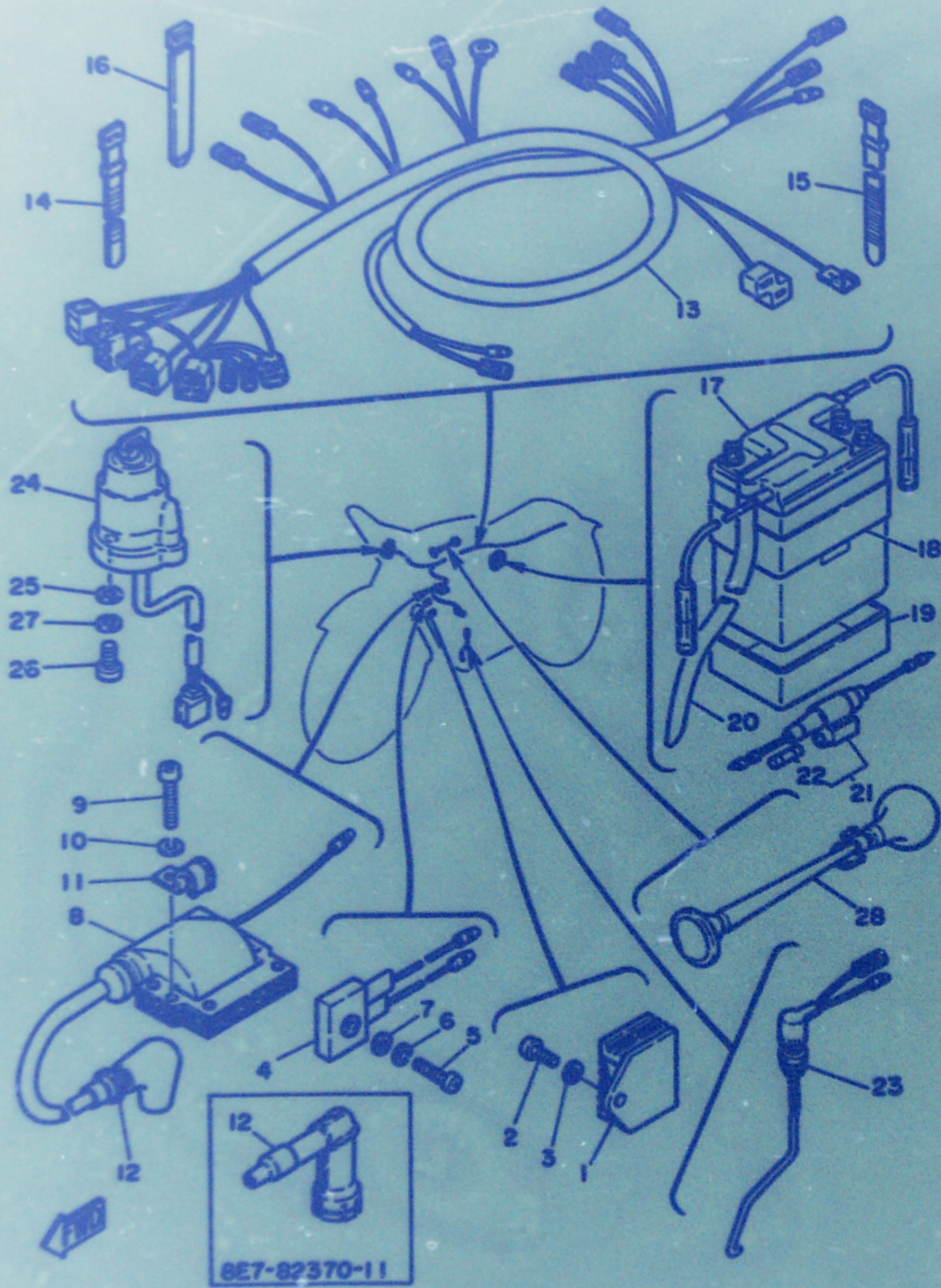




FIG. 31 ELECTRICAL 1

Lee Waldie Craig Scott Chris Koira

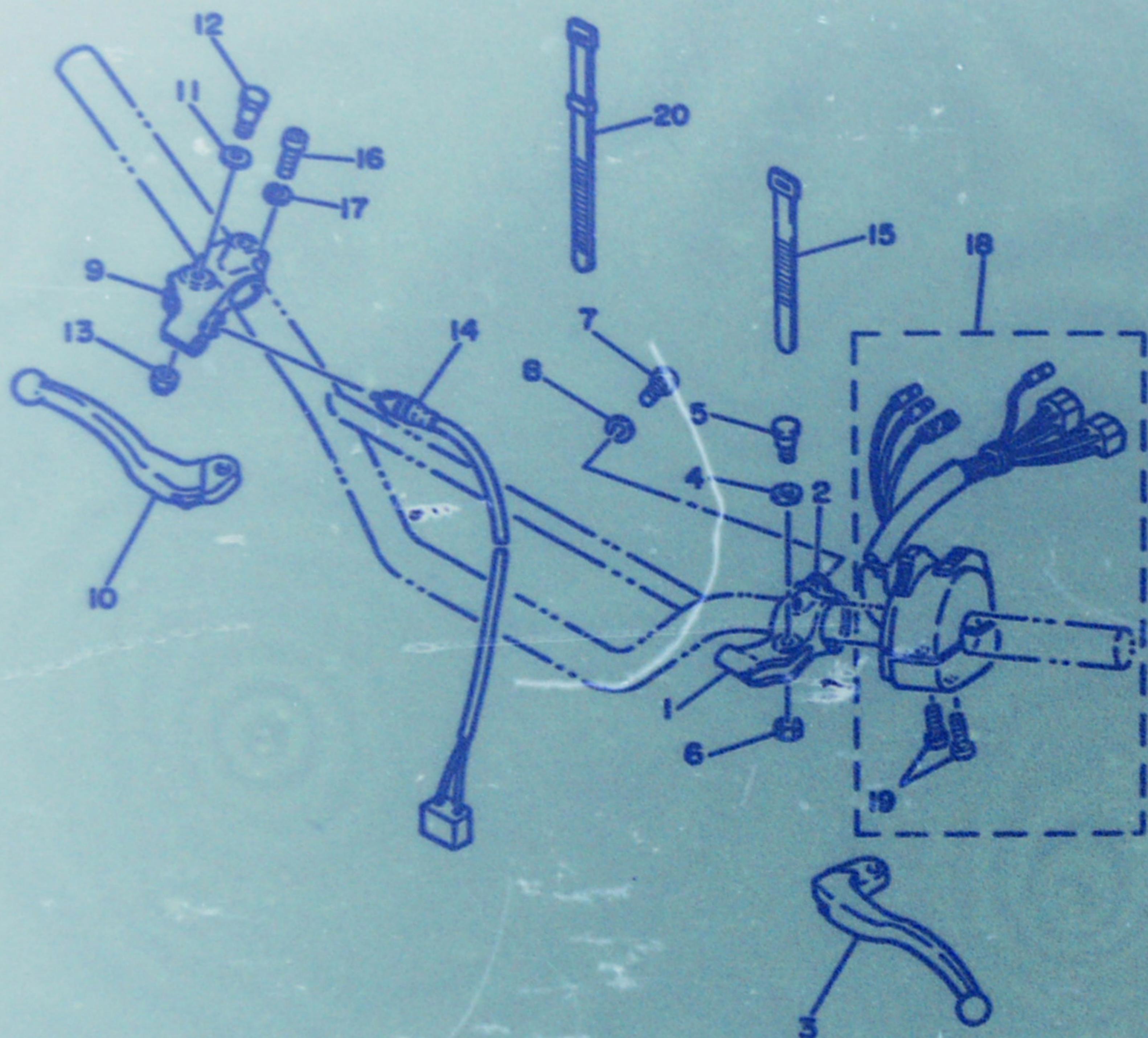
REF. NO.	PART NO.	DESCRIPTION	Q'TY	REMARKS
28	8F4-83371-00	HORN	1	



E4



FIG. 32 HANDLE SWITCH-LEVER



REF. NO.	PART NO.	DESCRIPTION	Q'TY	REMARKS
1	4V4-82911-00	HOLDER, lever 1	1	
2	4V4-82913-00	HOLDER, lever lower 1	1	
3	3M2-83912-00	LEVER 1	1	
4	90201-08083	WASHER, Plate	1	
5	90109-06410	BOLT	1	
6	95601-06100	NUT, u	1	
7	98506-05020	SCREW, Pan head	2	
8	92906-05100	WASHER, sPrin8	2	
9	4J0-82921-30	HOLDER, lever 2	1	
10	3M2-83922-00	LEVER 2	1	
11	90201-08083	WASHER, Plate	1	
12	90109-06410	BOLT	1	
13	95601-06100	NUT, u	1	
14	1M1-83980-30	FRONT STOP SWITCH ASSY	1	
15	437-83936-00	BAND, switch cord	2	
16	92506-06025	SCREW, Pan head	1	
17	92906-03100	WASHER, sPrin8	1	
18	3W1-83972-00	SWITCH, handle 4	1	
19	98506-05022	SCREW, Pan head	2	
20	437-83936-00	BAND, switch cord	2	


← FWD

**E5**



FIG. 33 ALTERNATE (CHASSIS)

REF. NO.	PART NO.	DESCRIPTION	Q'TY	REMARKS
1	4V5-22212-10	SPRING	1	UR soft (yellow/purple)
	4V5-22212-20	SPRING	1	UR hard (yellow/white)
2	4V5-23141-11	SPRING, front fork (K1=0.277, K2=0.314)	2	UR soft (use spacer 4V5-23118-10 with set)
	4V5-23141-21	SPRING, front fork (K1=0.339, K2=0.385)	2	UR hard (Use spacer 4V5-23118-10 with set)
3	4V5-23118-10	SPACER (L=80)	2	



E6



FIG. 34 REPAIR KIT

REF. NO.	PART NO.	DESCRIPTION	Q'TY	REMARKS
1	4V6-11630-00	PISTON ASSY (STD)	1	
2	4V6-11631-00-94	•PISTON (STD)	1	UR
	4V6-11631-00-96	•PISTON (STD)	1	UR
3	4V6-11610-00	•PISTON RING SET (STD)	1	
4	275-11633-00	•PIN, Piston	1	
5	93450-19052	•CIRCLIP	2	
6	4V6-11630-10	PISTON ASSY (1ST O/S)	1	
7	4V6-11635-00	•PISTON (1ST O/S 0.25MM)	1	
8	4V6-11610-10	•PISTON RING SET (1ST O/S)	1	
9	275-11633-00	•PIN, Piston	1	
10	93450-19052	•CIRCLIP	2	
11	4V6-11630-20	PISTON ASSY (2ND O/S)	1	
12	4V6-11636-00	•PISTON (2ND O/S 0.50MM)	1	
13	4V6-11610-20	•PISTON RING SET (2ND O/S)	1	
14	275-11633-00	•PIN, Piston	1	
15	93450-19052	•CIRCLIP	2	
16	4V6-11630-30	PISTON ASSY (3RD O/S)	1	
17	4V6-11637-00	•PISTON (3RD O/S 0.75MM)	1	
18	4V6-11610-30	•PISTON RING SET (3RD O/S)	1	
19	275-11633-00	•PIN, Piston	1	
20	93450-19052	•CIRCLIP	2	
21	4V6-11630-40	PISTON ASSY (4TH O/S)	1	
22	4V6-11638-00	•PISTON (4TH O/S 1.00MM)	1	
23	4V6-11610-40	•PISTON RING SET (4TH O/S)	1	
24	275-11633-00	•PIN, Piston	1	
25	93450-19052	•CIRCLIP	2	
26	3R5-11650-00	CONNECTING ROD ASSY	1	
27	3R5-11651-00	•ROD, connecting	1	



FIG. 34 REPAIR KIT

REF. NO.	PART NO.	DESCRIPTION	Q'TY	REMARKS
28	3R5-11681-00	.PIN, crank 1	1	
29	90209-25085	.WASHER	2	
30	93310-42541	.BEARING, cylindrical	1	
31	93310-418E9	.BEARING, cylindrical	1	
32	4V6-W0001-01	GASKET KIT	1	
33	4V6-11181-00	.GASKET, cylinder head 1	1	
34	3R5-11351-00	.GASKET, cylinder	1	
35	2K7-13621-00	.GASKET, valve seat	1	
36	363-14184-00	.GASKET, float chamber	1	
37	3R4-14613-00	.GASKET, exhaust Pipe	1	
38	4V4-15451-00	.GASKET, crankcase cover	1	
39	3R4-15462-00	.GASKET, crankcase cover 3	1	
40	93210-14104	.O-RING	1	
41	90430-06016	.GASKET	1	
42	90430-12038	.GASKET	1	
43	93210-29282	.O-RING	1	

E8