

# NISSAN. ONE HECK-OF-A-HUNK- OF-A TRUCK!

**NOW AT YOUR DATSUN DEALER.**

A whole new line of trucks wearing a whole new name: Nissan. Check 'em out. You'll find the most powerful standard engine in its class. You'll find new roominess to seat two, three or four. You'll find double-wall bed construction and brawny 5-speed overdrives. You'll find why more truckers drive Nissan-built compact pickups than any other.

And you'll agree: the newest Nissan is one heck-of-a-hunk-of-a truck.

**ONE HUNK-OF-AN ENGINE.**  
The most power of any standard engine in its class.

- New 2.4-liter NAPS-Z hemihead engine delivers more horsepower and torque than Toyota, Chevy S-10, Ford Ranger and everyone else.
- 5-speed overdrive manual transmission standard—on all models.

†Mfr's. sug. retail price excluding title, tax, license and destination charges.

**ONE HECK-OF-A CAB.**  
Seat 3 in a standard cab,  
4 in the King Cab.®

- More hiproom than Chevy S-10 or Toyota.
- More legroom than Ford Ranger, Chevy S-10 or Toyota.
- More headroom, and legroom, than in any Nissan-built truck ever.
- The original King Cab: up to 9 cubic feet of extra inner space for safe storage and jump seats.

**The sport truck that lives up to its name.**

- Unique grille and bumper designs: sleek in 2WD, rugged-looking in 4WD.
- Bucket seats with lateral support for extra comfort, control.
- Cloth upholstery on seats and doors; full carpeting.
- AM/FM multiplex stereo and sliding rear window—standard.
- Power-steering & Sun roof—standard. ††Not available in Calif. and high-altitude areas.

**ONE HECK-OF-A-HUNK-  
OF-A 4 X 4.**

- On-demand 4-wheel drive. Shift from 2WD to 4WD at the flick of a stick. Front hubs lock automatically. Not in Toyota.
- Highest minimum ground clearance. Higher than any other compact pickup.
- Wide clearance independent front suspension for a smooth, level ride.

**ONE HUNK-OF-A BODY.**  
Double-wall construction

- Double steel walls (except MPG Standard). Not in Toyota.
- Heavy-Duty Long Bed hauls more than Toyota, Chevy S-10, Ford Ranger... and many full-size pickups.

**ONE HECK-OF-A SAVER.**  
Nissan MPG Standard. ††

EST HWY **43 31** EPA EST MPG **\$5,995**†

\*Use estimated mpg for comparison, with standard 5-speed. Actual mileage may differ depending on speed, trip length and weather. Hwy mileage will probably be less.

- Special 2-liter NAPS-Z engine powers Nissan MPG Standard Truck to the highest truck gas mileage.
- Every Nissan truck gives you solid value for your money, with extra features at no extra cost.

**NISSAN  
WE ARE DRIVEN  
DATSUN**

NISSAN 4WD  
KING CAB  
29 21\*  
EST EPA EST  
HWY MPG



**NISSAN**

WPS  
34355

**DIRT  
BIKE**

**SHOOTOUT!** 28 CHAIN LUBES GET THE DB TORTURE TEST

# DIRT BIKE

MAY 1983 • \$1.75 UK £1.10

**200 ENDURO FACE-OFF!**  
HONDA XR200 • KAWASAKI KDX200  
SUZUKI PE175 • YAMAHA IT175

**THUNDER vs.  
LIGHTNING:  
CROSS-  
COUNTRY  
CLASH!**  
MAICO  
490 &  
KTM  
495




**HONDA  
CR125R:**  
PUSHING THE  
OUTER LIMITS



ISSN0364-1546

# DIRT BIKE




200cc ENDURO SHOOTOUT




ANAHEIM SUPERCROSS



HONDA CR125R



CHAIN LUBE SHOOTOUT



MAICO 490 vs. KTM 495



## TESTS

- 24** 200cc ENDURO BIKE SHOOTOUT  
Honda vs. Kawasaki vs. Suzuki vs. Yamaha
- 52** HONDA CR125R  
Flailing the flea flicker
- 56** ROLLING THUNDER vs. WHITE LIGHTNING  
Maico 490 Sand Spider meets the KTM 495MXC

## FEATURES

- 42** THE GREAT DIRT BIKE CHAIN LUBE SHOOTOUT OF 1983  
28 lubes; we name the winners and the losers

## COMPETITION

- 36** ANAHEIM SUPERCROSS OPENER  
The Little Professor graduates

## TECHNICAL

- 32** TECHNOID ENDURO  
High technology rears its head
- 50** THE PROPER WAY TO LUBE A CHAIN  
Don't bother with the good stuff if you're not going to use it right

## DEPARTMENTS

- 8** FROM THE SADDLE  
Danger is my business — the sequel
- 11** LAST OVER  
Even toenails get the blues
- 12** BITS AND PIECES  
Everything but recipes
- 14** MR. KNOW-IT-ALL  
The re-emergence of Rondo Talbot
- 16** RIDERS WRITE  
"Send me a postcard, drop me a line..."
- 20** NEW PRODUCTS  
The latest gear and goodies
- 74** CRASH AND BURN  
Spencer Pewt gets his just desserts

**ON THE COVER :**  
— The 200cc Shoot-out bikes fight for position down a deep canyon, while the Maico 490 and KTM 495 pose arrogantly for the cameras. 200 shot by Paul Clipper; big bikes by Rick Sieman. Color separation by Valley Film.

DIRT BIKE Magazine, ISSN 0364-1546 (May '83) is published monthly by Daisy/Hi-Torque Publishing Co., Inc., with editorial offices at 10600 Sepulveda Blvd., Mission Hills, California 91345. Subscriptions \$14.98 for 12 issues (one year). Foreign subscriptions add \$5 per year and Canada \$4 per year for additional postage. Copyright © 1983 by Daisy/Hi-Torque Publishing Co., Inc. All rights reserved. Nothing in this magazine may be reprinted in whole or in part without the express permission of the publisher. **CONTRIBUTORS:** Photographic submissions must be 5x7 or 8x10 glossy black and white, or 35mm and larger color slides. Please mark each photo with owner's name and address. Manuscripts should be typewritten. Unsolicited contributors must be accompanied by a stamped, self-addressed envelope. Unless special arrangements are made in advance, all published material becomes the sole property of Daisy/Hi-Torque Publishing Co., Inc. The publisher does not assume responsibility for unsolicited material. Second-class postage paid at Van Nuys, California 91408, and at additional offices. **DIRT BIKE**, P.O. Box 9502, Mission Hills, California 91345-9502.

# CLIP US FOR \$2.

Like to save a couple of bucks on your next motorcycle tune-up? Well, Nippondenso is going to help.

Got a pair of scissors? A pen? Good. Fill in your name and address in the space provided. Then, cut out the coupon and send it to Nippondenso, along with the top flap with the hole in it from any Nippondenso Tune-Up Kit. Send it to us by August 31, 1983. No later.

We'll send you back \$2.00.

Pretty easy, huhh? So what are you waiting for? Let's cut out the high cost of tune-ups. Send us this coupon—and clip us for \$2.



**\$2**  
**REBATE**

NAME: \_\_\_\_\_

ADDRESS: \_\_\_\_\_

CITY: \_\_\_\_\_

ZIP: \_\_\_\_\_

05-DIB

Nippondenso of Los Angeles,  
857 E. 230th St., Carson, CA 90745.



The Fastest Growing Spark Plug in America.



KDX, IT, PE, & XR

# 200cc ENDURO SHOOTOUT

The Big Four take the test—  
which one is tops?

By the Staff of DIRT BIKE

**A** new year and a new group of light-weight enduro bikes to test... what fun! Out of all the enduro bikes we test each year, the 200s are the ones that wind up with the most mileage before we have to give them back. Why? Because they're light, snappy, and fun to ride—the same reasons they make up the most popular class of enduros across the country.

The last time we had a shootout of this class (1982 *Dirt Bike Shootout Super Special*), we left out the Honda XR200. Being a four-stroke, we figured it wasn't able to compete on the same level as the two-strokes, and we still feel the same

way about it. If you're interested in just riding enduros or strictly racing the four-stroke class, the XR is a fine bike. But if your goal is to win overall, or to beat every two-stroke in your class, you've got a lot of work ahead of you on the four-stroke XR. Much as everyone likes to play down the fact, brute acceleration is one of the key things needed to be super-competitive in any enduro, and that is something the XR is lacking.

Things are looking up for four-strokes, however. The class is growing by leaps and bounds, and in many Eastern enduros, four-strokes have been approaching half

of the total entries. Because of this, we are finally including the XR in this shootout, but please understand that a four-stroke is a different breed of animal, only to be compared to its own kind.

For 1983, the PE175 has received few major changes. The main difference is a whole new set of gear ratios, which has changed the entire manner of the bike. Last year's PE was a very peaky, very powerful machine—hard to ride for all but the most aggressive. With the new gearbox, the ballgame has changed completely. The new PE is very mellow on the trails. Maybe just a bit too mellow, as

we'll soon see.

The Yamaha IT features mostly decal redesign. The wheelbase is a little longer, ground clearance and seat height are a little higher, and the rest of the numbers remain the same. The lack of change is not too hard to accept, as we voted the IT the best 200 class bike last year. The IT was easy and responsive to ride; although it had a few problems, it was the king of the heap. It's still a good bike in '83, but some heavy competition has come in from left field.

Competition in the form of one green bike from Kawasaki. This year, the KDX

# IF YOU CAN'T SEE, YOU CAN'T WIN.

DISCOVER FOR YOURSELF WHAT FACTORY RIDERS ALREADY KNOW — THE HIGH TECH WORLD OF JONES CARBONITE® 360 GOGGLES. THESE IMPACT RESISTANT, SCRATCH RESISTANT, DUST PROOF GOGGLES PROTECT YOUR EYES FROM THE SUN, DIRT, ROCKS AND MUD LIKE NO OTHER GOGGLE CAN.

AND, JONES NOW OFFERS A NEW STATE OF THE ART TEAR OFF LENS SYSTEM THAT SNAPS ON SIX AT A TIME AND TEARS OFF INDIVIDUALLY, EFFORTLESSLY TIME AND TIME AGAIN.

SO TEST RIDE A NEW PAIR OF JONES GOGGLES TODAY AND SEE FOR YOURSELF WHY FACTORY RIDERS INSIST ON THE BEST — JONES!

JONES Precision Molded CARBONITE 360 Lens resists everything from .0000 steel wool to rocks and sand. ALL JONES CARBONITE 360 Lenses are optically correct and filter 100% of the sun's harmful rays. That's the JONES guarantee!




## JONES

KEEPS YOU IN THE CLEAR!

Goggles from \$21.95  
For your nearest dealer  
call 303/447-8727

© 1983 Jones Optical Co.  
6367 Arapahoe Ave.  
Boulder, CO 80302



Even though the PE is much mellow, it's still possible to leap it out of a berm. Mike Webb lofts it.



The Kawa forks come set up way too soft. We suggest adding more oil to the forks.

is a whole new motorcycle. The most striking change is the new 198cc bore job, but comparing this year's spec sheet with last year's will find very few similarities. Big differences from one end to the other, and yeah, it's really fast!

### POWER

So it shouldn't come as a surprise to anyone that the KDX200 is the horsepower king for 1983. This new Kawasaki engine is awesome! There is more low-end power than any of the rest of the bikes, and good acceleration through the first part of the power curve. Most people could live with just what this bike puts out up to 6000 rpm and be perfectly happy. But once the ports really start to breathe at upper rpm, the KDX is a stunner. The best word is *violent*. The power comes on so hard and fast that if the rider isn't paying attention, the KDX will leap right out from under. When the front end comes back down, the bike will rev out until it sounds as if it's ready to explode, and will

## KDX, IT, PE, & XR

make power all the way to the top. Amazing!

Running second to the KDX is last year's winner, the IT175. The IT still has a good, usable powerband, but suddenly it's giving away 27cc's to the KDX. In an Open class bike 27cc's may not make much difference, but on a 175 it's a whole new world. For the most part, the IT will run right with the KDX through the rocks and trees, but if a hill comes up, the KDX will disappear while the IT rider is still searching for the right gear. This is not bad—175 riders will always have to work harder than folks on bigger bikes—but the new KDX engine has rewritten the book on what is best.

The PE comes in third. Changing the gear ratios did much to help spread out the power on the Suzuki, but it also turned the bike into a slow-revving cruiser in comparison with the other two. Cracking the throttle open will result in a very predictable buildup in speed right up to red-line. Good power all the way through the range, but nothing exciting, and no burst of power to get you out of trouble if you need it.

Which puts the XR200 down at the bottom. The XR is never in a hurry. Open the throttle and it accelerates like an electric motor; go through the gears and it will do it all the way to the top. The only problem is, the other three bikes will be so far in the distance, you won't even see a dust cloud anymore.

But there are places where this type of four-stroke power is the best thing to have under you: tight woods. When the trees get really close together, the XR will give absolutely nothing away to a two-stroke. A good four-stroke rider can get a rhythm going that will send two-strokes into the trees as they try to keep up. In a wide-open enduro, however, the story will be completely different; the XR just doesn't have the punch to keep the rider at the top of his minute.

### FORKS

Right up front, let us say one thing: All four of these bikes are set up too soft for hard running right out of the crate. No matter what you buy, a certain amount of set-up time will be needed before any of the 200s are capable of blitzing over rough ground.

Aside from said softness, the PE and IT have the best action right out of the box. They go about the business of soaking up terrain with no nasty habits and not a bit of flex.

The KDX forks were the softest of the lot, and difficult to evaluate because of it. The front end alternately bounces and wallows, but they can be cured by a change to 10-weight oil run six inches from the tops of the tubes, with the forks collapsed. Once this little ritual is performed, they will work as smoothly as any.

The XR forks suffer from a different problem. To keep the weight down, Honda



The IT175 is still one of the most liked bikes by our testers. Jim Holley winches up the front end.



All of the testers agreed that the XR fits a rider well, although a big person might feel slightly cramped on this small 200.

has seen fit to use 35mm fork tubes on its Showa forks (all the rest use 38mm tubes), and they do have a tendency to flex. The flex only shows up when the XR is pushed to its limit, but once there the front end is vague and not very confidence-inspiring. Honda should go for the bigger forks.

### REAR SUSPENSION

There's a clear winner here. For the second year in a row, the PE takes the laurels. The Full Floater system makes 10.6 inches feel like much more, and all we needed was a few turns on the preload ring to make the bike work like a dream. Kawasaki takes the second spot in this competition with the new Uni-Trak setup on the KDX. The new system is straight off the motocross bikes and it is an excellent working unit. The only reason it's in second is because the feel is just slightly more harsh than the Suzuki action; aside from the slight harshness, we had no complaints—after a couple hundred miles of break-in, it should soften up nicely.


## KDX, IT, PE, & XR



Plenty of clutch action is necessary if you plan to ride the new PE aggressively.



Gobs of horsepower are waiting for anyone brave enough to twist the KDX's throttle. Jon Miller demonstrates.



Honda engine is compact and easy to work on, but a few pounds heavier than the two-stroke engines. Brute horsepower is not one of the Honda's stock features.

The IT rear end works well just as long as you want to go slow. For fast riding, a very lightweight rider will want to bump up the preload, and anyone over 150 pounds would be well advised to install the stiffer accessory spring before trying to set a land-speed record. The 25-position rebound damping is very sensitive to changes, but it is a feature that will allow the rider to dial in just what he needs.


The same can be said for the XR. The action is good, but it's far too soft with the stock spring to allow for any fancy riding.

The shocks on every one of these bikes, by the way, are very high quality units. They all make extensive use of aluminum to keep the weight down, have adjustable damping controls and are rebuildable if you wear them out. To be totally honest, there's not a barker in the lot, and all but the most competitive riders will be happy with the stockers after a little bit of adjusting time.

### HANDLING

Every one of the bikes suffer somewhat because of the soft stock suspension settings. This is how they came delivered to us: The Kawasaki front end was much softer than the rear (not enough oil), and the front end had a tendency to tuck under. The PE and IT were softer in the rear (not enough preload or spring), so the front end wanted to wash out. The XR was too soft at each end; in the slow stuff it was cushy and fine, at anything over moderate speeds it was a wallowing handful.

The point is, in order to get the most benefit out of the handling your bike is capable of, you must have the suspension in the ballpark. After a quick dialing job, this is the way they came out: The XR will turn under everybody, by virtue of its short wheelbase and overall small size. This can be handy in tight woods. The KDX is not necessarily a tight turner, but we like it because it was precise. When you point the Kawa's front wheel in a certain direction, it goes that way with nary a struggle. The IT can cut under the Kawasaki, but it has a more imprecise feel—we



Kawasaki is the first manufacturer to go a full 200cc's on a 200 class two-stroke. Horsepower is awesome. New head steady has eliminated vibration problem.

never really got the feeling that the front tire was biting, although it didn't do anything scary. The PE took the most attention to ride, as the front end wanted to hunt around more than any of the rest of the bikes.

Obviously, this has a lot to do with the different tires on each bike. We don't have to tell you that mounting a Metzeler will improve every one of them.

### HIGH-SPEED STABILITY


Tied for this are the Suzuki and Kawasaki. The PE has the longest wheelbase, and along with the excellent suspension action, it will hold its own over the roughest sections. Kawasaki has always made a stable bike, and this year's KDX is no exception. Gung-ho riders have nothing to fear from either bike.

The IT and XR had a problem with suspension bottoming, just as we've been talking about for the last umpteen paragraphs. They would bang around through the bumps, forcing the rider to make direction corrections all through the section. The good spread of power on the IT really helps in this area, giving the rider a chance to power out of a situation if need be. The XR rider, on the other hand, would find nothing more there when he reached for a little more throttle, forcing him to slow down.

### BRAKES

Once again, there is more than enough braking power on each of these bikes to get the job done. We had no complaints with the front stoppers. The rears were all slightly different. The Yamaha was touchy on downhills, but very strong when we needed it. The Kawasaki rear did the job with no complaints, while the Honda had a tendency to heat up and become very sensitive to pressure. Our PE wore rather quickly and needed adjustment more often than the rest, but overall the action was good. All minor snivels, to be sure.

We should mention in passing, though, that in order to keep the wheel weight down, all four of the manufacturers have gone to the smallest hubs necessary to



The Suzuki top end is essentially the same; powerband has been smoothed out by a change in gear ratios.

get the job done, and because of this you need to take care of them to get the best results. Keep the shoes and drums free of mud and crud—don't spare the contact cleaner—and they'll keep working fine for a good long while.

### COMFORT AND LAYOUT

Switching back and forth between the bikes, not one of our testers could agree on which was the proper bar shape and position, so keep in mind that whatever we say about handlebars here, you may feel the opposite.


The two most comfortable bikes (nearly a dead heat, even though the two are so radically different) are the XR and KDX. Minor gripes would include the shape of the XR bars; they're pulled back too far for a good forward-on-the-tank position, which is also the KDX's problem. The Kawasaki's pegs are slightly more forward than the other bike's, and when the stock bars hang back too far it makes the whole package feel as if your feet are farther forward than your hands. Raising the bars as high as you can without hurting your wrists seems to help a lot.

The PE lost points because of the width of the bike. Even though it uses a single-shock system, the Suzuki is still rather wide at the seat/tank junction. The IT comes in last, by virtue of the wide tank and protruding exhaust pipe. The tank forces your legs apart when you slide up, and even if the pipe doesn't get in your way, we guarantee you'll wind up denting it sooner or later.

### EASE OF RIDING

For high-speed, late-all-day-long enduros, the suitability of these bikes would be in this order: KDX, IT, PE, XR. The KDX is very stable and powerful for high-speed work. The IT is powerful, but not quite as confidence-inspiring. The PE revs too slowly and would be more work to spur along, and the XR rider would find himself dropping more and more points at each succeeding checkpoint.

Turn it around, though, and let's see how it would work in a real tight, slow-speed survivor's run. The order would be



Yamaha left the IT engine alone this year, but the bike still puts out excellent horsepower for a 175. There is no shortage of reservoirs, bottles and tubes on board.

reversed completely, although individual performance would depend more on the rider. The XR would be first, because of its ability to chug through tight woods like a snake. The PE would come up a few notches because the powerband would be easier to control than the other two faster bikes. The IT and KDX riders would probably be the most unhappy, after spending all day trying to hold back the horsepower. Of course, tight enduros all depend on the rider—a really fast tree man might love the KDX.

### BUGS

The Suzuki PE still needs lots of Loctite to stay in one piece. We lost more bolts out of the left-side panel than we can even remember. One thing you don't need to worry about is the grips. They are bonded onto the bars, and will never come off. Good luck changing to a different type. The throttle adjustment on said bike is critical. If you have too much slack on the cable, the cable end will rub on the inside of the throttle housing and wear it out. The PE clutch is also sensitive to abuse. Slip it a little and it will drag until it's allowed to cool. Last, but not least, the chain (a DID 520 UB) seems to be something new. We spent one day searching for an extra master link for the bike, and not one bike shop had one that would match up.

The IT still drew very few complaints. The tank is too wide, and the pipe sticks out too far. The kickstarter is very short and small, and only travels a short distance before it bottoms out on the footpeg.

We had a few complaints that the Honda's forks are too small, and we agree. They should be using 38mm tubes, like the rest of the bikes. The XR's speedometer is far too big for the job it needs to do; Honda makes an excellent optional odometer unit that would be a perfect fit on this bike. We also had complaints that the four-stroke was too loud, but Honda supplies a bolt-in accessory silencer to knock off a few db.

Last year we complained about the excessive vibration of the Kawasaki KDX. This year, we're happy to tell you it is no




Roosting through the woods is made slightly less painful with the stock IT handguards.



The XR200 felt most comfortable in the tight stuff, although everyone agreed it was too softly sprung. Tip Webb at the controls.

## KDX, IT, PE, & XR




### SUZUKI PE175Z

<b>ENGINE TYPE</b> .....	2-stroke	<b>EXHAUST SYSTEM</b> .....	Up-pipe, right side
<b>BORE AND STROKE</b> .....	62.0mm x 57.0mm	<b>FRAME, TYPE</b> .....	Single downtube
<b>DISPLACEMENT</b> .....	172cc	<b>WHEELBASE</b> .....	1490mm (57.1 in.)
<b>CARBURETION</b> .....	34mm Mikuni	<b>GROUND CLEARANCE</b> .....	305mm (12.0 in.)
<b>FACTORY RECOMMENDED JETTING:</b>		<b>SEAT HEIGHT</b> .....	910mm (36.8 in.)
<b>MAIN JET</b> .....	250	<b>STEERING HEAD ANGLE (RAKE)</b> .....	28°
<b>NEEDLE JET</b> .....	R-3	<b>TRAIL</b> .....	113mm (4.45 in.)
<b>JET NEEDLE</b> .....	6DP17-4	<b>WET WEIGHT, NO FUEL</b> .....	229 lbs.
<b>PILOT JET</b> .....	25	<b>RIM MATERIAL</b> .....	Aluminum alloy
<b>SLIDE NUMBER</b> .....	2.0	<b>TIRE SIZE AND TYPE:</b>	
<b>RECOMMENDED GASOLINE</b> .....	Premium	<b>FRONT</b> .....	3.00 x 21 IRC
<b>FUEL TANK CAPACITY</b> .....	10.6 L (2.8 gal.)	<b>REAR</b> .....	4.10 x 18 IRC
<b>FUEL TANK MATERIAL</b> .....	Plastic	<b>SUSPENSION, TYPE AND TRAVEL:</b>	
<b>LUBRICATION</b> .....	Pre-mix	<b>FRONT</b> .....	38mm Kayaba forks, 270mm (10.6 in.)
<b>RECOMMENDED OIL</b> .....	Suzuki oil at 20:1	<b>REAR</b> .....	Full Floater, adj. rebound damping, 270mm (10.6 in.)
<b>OIL CAPACITY, TRANS.</b> .....	800cc	<b>INTENDED USE</b> .....	Off-road, enduro
<b>AIR FILTRATION</b> .....	Oiled foam	<b>COUNTRY OF ORIGIN</b> .....	Japan
<b>CLUTCH TYPE</b> .....	Wet, multi-plate	<b>RETAIL PRICE, APPROX.</b> .....	\$1620
<b>TRANSMISSION</b> .....	6-speed	<b>DISTRIBUTOR:</b>	
<b>GEARBOX RATIOS:</b>		1 .....	3.000:1
1 .....	3.000:1	2 .....	2.142:1
2 .....	2.142:1	3 .....	1.647:1
3 .....	1.647:1	4 .....	1.300:1
4 .....	1.300:1	5 .....	1.045:1
5 .....	1.045:1	6 .....	0.875:1
6 .....	0.875:1	<b>GEARING, FRONT/REAR</b> .....	12/48
<b>IGNITION</b> .....	CDI	<b>PRIMARY KICK SYSTEM?</b> .....	Yes
<b>RECOMMENDED SPARK PLUG</b> .....	NGK B10EGV	<b>SILENCER/SPARK ARRESTER</b> .....	Yes/yes



### YAMAHA IT175K

<b>ENGINE TYPE</b> .....	2-stroke	<b>EXHAUST SYSTEM</b> .....	Up-pipe, right side
<b>BORE AND STROKE</b> .....	66.0mm x 50.0mm	<b>FRAME, TYPE</b> .....	Semi double cradle
<b>DISPLACEMENT</b> .....	171cc	<b>WHEELBASE</b> .....	1445mm (56.8 in.)
<b>CARBURETION</b> .....	34mm Mikuni	<b>GROUND CLEARANCE</b> .....	340mm (13.4 in.)
<b>FACTORY RECOMMENDED JETTING:</b>		<b>SEAT HEIGHT</b> .....	915mm (36.0 in.)
<b>MAIN JET</b> .....	320	<b>STEERING HEAD ANGLE (RAKE)</b> .....	28.5°
<b>NEEDLE JET</b> .....	P-4	<b>TRAIL</b> .....	125mm (4.92 in.)
<b>JET NEEDLE</b> .....	6F21-4	<b>WET WEIGHT, NO FUEL</b> .....	216 lbs.
<b>PILOT JET</b> .....	70	<b>RIM MATERIAL</b> .....	Aluminum
<b>SLIDE NUMBER</b> .....	2.0	<b>TIRE SIZE AND TYPE:</b>	
<b>RECOMMENDED GASOLINE</b> .....	Premium	<b>FRONT</b> .....	3.00 x 21 Bridgestone
<b>FUEL TANK CAPACITY</b> .....	11.0 L (3.3 gal.)	<b>REAR</b> .....	110/90 x 18 Bridgestone
<b>FUEL TANK MATERIAL</b> .....	Plastic	<b>SUSPENSION, TYPE AND TRAVEL:</b>	
<b>LUBRICATION</b> .....	Pre-mix	<b>FRONT</b> .....	38mm Kayaba forks, 270mm (10.6 in.)
<b>RECOMMENDED OIL</b> .....	Yamalube at 24:1	<b>REAR</b> .....	Monocross, adj. rebound damping, 270mm (10.6 in.)
<b>OIL CAPACITY, TRANS.</b> .....	700cc (24 oz.)	<b>INTENDED USE</b> .....	Off-road, enduro
<b>AIR FILTRATION</b> .....	Oiled foam	<b>COUNTRY OF ORIGIN</b> .....	Japan
<b>CLUTCH TYPE</b> .....	Wet, multi-plate	<b>RETAIL PRICE, APPROX.</b> .....	\$1659
<b>TRANSMISSION</b> .....	6-speed	<b>DISTRIBUTOR:</b>	
<b>GEARBOX RATIOS:</b>		1 .....	2.750:1
1 .....	2.750:1	2 .....	1.857:1
2 .....	1.857:1	3 .....	1.500:1
3 .....	1.500:1	4 .....	1.250:1
4 .....	1.250:1	5 .....	1.105:1
5 .....	1.105:1	6 .....	0.904:1
6 .....	0.904:1	<b>GEARING, FRONT/REAR</b> .....	12/44
<b>IGNITION</b> .....	CDI	<b>PRIMARY KICK SYSTEM?</b> .....	Yes
<b>RECOMMENDED SPARK PLUG</b> .....	Champion N-86	<b>SILENCER/SPARK ARRESTER</b> .....	Yes/yes




### KAWASAKI KDX200A1

<b>ENGINE TYPE</b> .....	2-stroke	<b>EXHAUST SYSTEM</b> .....	Up-pipe, right side
<b>BORE AND STROKE</b> .....	66.0mm x 58.0mm	<b>FRAME, TYPE</b> .....	Single downtube
<b>DISPLACEMENT</b> .....	198cc	<b>WHEELBASE</b> .....	1430mm (56.3 in.)
<b>CARBURETION</b> .....	32mm Mikuni	<b>GROUND CLEARANCE</b> .....	340mm (13.4 in.)
<b>FACTORY RECOMMENDED JETTING:</b>		<b>SEAT HEIGHT</b> .....	914mm (36.0 in.)
<b>MAIN JET</b> .....	135	<b>STEERING HEAD ANGLE (RAKE)</b> .....	28°
<b>NEEDLE JET</b> .....	R-6	<b>TRAIL</b> .....	121mm (4.76 in.)
<b>JET NEEDLE</b> .....	5FJ57-3	<b>WET WEIGHT, NO FUEL</b> .....	215 lbs.
<b>PILOT JET</b> .....	40	<b>RIM MATERIAL</b> .....	Aluminum
<b>SLIDE NUMBER</b> .....	3.0	<b>TIRE SIZE AND TYPE:</b>	
<b>RECOMMENDED GASOLINE</b> .....	Premium	<b>FRONT</b> .....	3.00 x 21 Dunlop K490
<b>FUEL TANK CAPACITY</b> .....	11.0 L (3.3 gal.)	<b>REAR</b> .....	4.00 x 18 Dunlop K490
<b>FUEL TANK MATERIAL</b> .....	Plastic	<b>SUSPENSION, TYPE AND TRAVEL:</b>	
<b>LUBRICATION</b> .....	Pre-mix	<b>FRONT</b> .....	38mm Kayaba forks, 260mm (10.24 in.)
<b>RECOMMENDED OIL</b> .....	Kawasaki lube at 20:1	<b>REAR</b> .....	Uni-Trak, adj. rebound damping, 280mm (11.02 in.)
<b>OIL CAPACITY, TRANS.</b> .....	0.6 L (0.63 qt.)	<b>INTENDED USE</b> .....	Off-road, enduro
<b>AIR FILTRATION</b> .....	Oiled foam	<b>COUNTRY OF ORIGIN</b> .....	Japan
<b>CLUTCH TYPE</b> .....	Wet, multi-plate	<b>RETAIL PRICE, APPROX.</b> .....	\$1649
<b>TRANSMISSION</b> .....	6-speed	<b>DISTRIBUTOR:</b>	
<b>GEARBOX RATIOS:</b>		1 .....	2.769:1
1 .....	2.769:1	2 .....	2.000:1
2 .....	2.000:1	3 .....	1.533:1
3 .....	1.533:1	4 .....	1.235:1
4 .....	1.235:1	5 .....	1.041:1
5 .....	1.041:1	6 .....	0.869:1
6 .....	0.869:1	<b>GEARING, FRONT/REAR</b> .....	13/48
<b>IGNITION</b> .....	CDI	<b>PRIMARY KICK SYSTEM?</b> .....	Yes
<b>RECOMMENDED SPARK PLUG</b> .....	NGK B9ES	<b>SILENCER/SPARK ARRESTER</b> .....	Yes/yes



### HONDA XR200R

<b>ENGINE TYPE</b> .....	4-stroke	<b>EXHAUST SYSTEM</b> .....	Through frame, right side
<b>BORE AND STROKE</b> .....	65.5mm x 57.8mm	<b>WHEELBASE</b> .....	1355mm (53.3 in.)
<b>DISPLACEMENT</b> .....	195cc	<b>GROUND CLEARANCE</b> .....	340mm (13.4 in.)
<b>CARBURETION</b> .....	26mm Keihin	<b>SEAT HEIGHT</b> .....	890mm (35.0 in.)
<b>FACTORY RECOMMENDED JETTING:</b>		<b>STEERING HEAD ANGLE (RAKE)</b> .....	28°40 min.
<b>MAIN JET</b> .....	138	<b>TRAIL</b> .....	125mm (4.92 in.)
<b>NEEDLE JET</b> .....	N/A	<b>WET WEIGHT, NO FUEL</b> .....	230 lbs.
<b>JET NEEDLE</b> .....	F2951-F4	<b>RIM MATERIAL</b> .....	Aluminum
<b>PILOT JET</b> .....	35	<b>TIRE SIZE AND TYPE:</b>	
<b>SLIDE NUMBER</b> .....	3CA	<b>FRONT</b> .....	3.00 x 21 IRC VE-31
<b>RECOMMENDED GASOLINE</b> .....	Premium	<b>REAR</b> .....	4.10 x 18 IRC VE-31
<b>FUEL TANK CAPACITY</b> .....	8.0 L (2.1 gal.)	<b>SUSPENSION, TYPE AND TRAVEL:</b>	
<b>FUEL TANK MATERIAL</b> .....	Plastic	<b>FRONT</b> .....	35mm Showa forks, 249mm (9.8 in.)
<b>LUBRICATION</b> .....	Wet sump	<b>REAR</b> .....	Pro-Link, adj. rebound damping, 247mm (9.7 in.)
<b>RECOMMENDED OIL</b> .....	10W30 motor oil	<b>INTENDED USE</b> .....	Off-road, enduro
<b>OIL CAPACITY</b> .....	1.1 L (1.2 qt.)	<b>COUNTRY OF ORIGIN</b> .....	Japan
<b>AIR FILTRATION</b> .....	Oiled foam	<b>RETAIL PRICE, APPROX.</b> .....	\$1575
<b>CLUTCH TYPE</b> .....	Wet, multi-plate	<b>DISTRIBUTOR:</b>	
<b>TRANSMISSION</b> .....	6-speed	1 .....	2.769:1
<b>GEARBOX RATIOS:</b>		2 .....	1.941:1
1 .....	2.769:1	3 .....	1.450:1
2 .....	1.941:1	4 .....	1.130:1
3 .....	1.450:1	5 .....	0.923:1
4 .....	1.130:1	6 .....	0.785:1
5 .....	0.923:1	<b>GEARING, FRONT/REAR</b> .....	13/50
6 .....	0.785:1	<b>IGNITION</b> .....	CDI
<b>IGNITION</b> .....	CDI	<b>PRIMARY KICK SYSTEM?</b> .....	Yes
<b>RECOMMENDED SPARK PLUG</b> .....	NGK DR8ES-L	<b>SILENCER/SPARK ARRESTER</b> .....	Yes/yes



PAT. No. 4,323,236

## THE ULTIMATE HOME GYM MACHINE

# \$99.

Engineered for the individual's personal exercise requirements. Featuring a combination of 30 barbell and machine-type exercises with patented micro-adjustments for every BODY! CALL NOW!

FOR A FREE BROCHURE CALL TOLL-FREE OUR 24HR. NUMBER (800) 528-6050 EXT. 2520

COPYRIGHT 1983 FITNESS GYM SYSTEMS, INC. 11229 VINEDALE ST. SUN VALLEY CA. 91352 ALL MAJOR CREDIT CARDS ACCEPTED

## When you're talkin' Cross-ups & Clickers... You're talkin' "MAGOO"!



DANNY CHANDLER

I've worn Hi-Point's for a whole lot of years and intend to wear 'em for a whole lot more. Why?

There is not a better boot and I should know. It wasn't so long ago that I spent as much time under my bike as I did on top. To say I crashed a lot would be an understatement. Naturally when the bike's trying to ride you, your equipment takes a lot of abuse. Last year things really clicked for me winning the U.S. 500 G.P., all the motos in the Trophee and Motocross des Nations and victory in the Suberbikers. Through it all, my Hi-Point's held up and gave me more protection than I ever expected.

When you're talkin' boots... You're talkin' **Hi-Point**

I really appreciate all the features of the Hi-Point's. For example, the padding for the ankle bone that contains a fiber disc. Or the protective padding on the inside legs of the boot. They really work when your foot and leg is banged against the frame. Hi-Point's offer extra padding in addition to trick pieces of shock absorbent fiber built into the boot in key stress areas. The toe, the heel, the arch and even the shift lever area.

I could go on and on about the trick buckles and sole and colors, etc. I'll take Hi-Point's protection and advantages any day of the week.

Latch 'em up at your Hi-Point Racing Products dealer

"MAGOO" RACING POSTER  
4 Full color posters of "Magoo" and 3 other stars.  
Send \$2.50 to "Magoo",  
3709 West Erie Ave.,  
Lorain, OH 44053



## KDX, IT, PE, & XR

more. The addition of a head steady on the engine seems to have cured the problem. Our only complaints are that the odometer is a little difficult to read, the quick throttle action may be too fast for some people, and the new grab handles in the rear have made the bike quite a bit wider.

### SPECIAL FEATURES

Of course, the perennial special feature is the Suzuki quick-change rear wheel. Nothing is as fast or as easy. The other three bikes now share the loosen-the-axle-and-slip-the-whole-wheel-assembly-out-the-back-of-the-swingarm quick-change setup, but it isn't nearly as easy as the Suzuki system. If we can make one broad snivel, however, keep in mind that every one of these systems is made to work with the bike up on a stand or box or something, and none is equipped with a center-stand. It sure is handy, but you have to get the rear end up in the air before it works.

### TECHNOID ENDURO

● A few years back, most of the manufacturers figured out that a simple odometer mounted near the bars was much cheaper than a speedo, and made us much happier. This is when "enduro awareness" began, a revolution that gave us quick-change wheels, tiny headlights, and fewer frills in a more serious package.

We thought the technoid wars were over, though, so you can imagine our surprise when the KDX was introduced with an electronic odometer and clock mounted behind the numberplate.

It is actually a nifty machine. Pushing the on/off button brings up the display, and hitting the start/stop button starts the clock and odometer. As you roll along, the odometer accumulates miles by the hundredths, and the clock adds the minutes a second at a time.

Problem is, you can't see both functions at once. You can switch between the clock and odometer by hitting a mode button under your right thumb as often as you want without messing up the display. It's not all that convenient, but a person could get used to it.

The reset button is a little strange. Used to add or subtract mileage, it does one or the other with each alternate push of the button. Hit it once and you're adding miles, again and you're subtracting, once more and it adds, one more time and it subtracts. It takes a little getting used to. The first few times you find yourself "zeroing in" on the mileage you want to display, but after a while the operation becomes pretty simple. The only button that could be hazardous during an enduro, aside from the on/off button, is the start/stop button. If you accidentally hit this and then try to reset mileage, the clock will go back to zero. Fair warning to watch


Enduro instruments are important to consider, and the Yamaha and Suzuki share one of the best odometers in the business. They look different, but they're both made by the same independent manufacturer and are very reliable and accurate. Kawasaki takes the cake, though, with its new electronic odometer/chronometer; look for a more detailed description elsewhere in these pages.

Also worthy of note on the Kawa is the new headlight setup. Gone is all the junk that used to be needed to hold the headlight on, and now the forks are a lot easier to service. Also, the head fins have been cut away around the spark plug, making it very, very easy to get to.


### MONEY

There's no way to duck the facts here. The Honda is the cheapest, at \$1575 out the door. The Suzuki follows next in line at \$1620, the Kawasaki was third at \$1649, and last was the Yamaha at \$1659.

If you check our list of frequently needed parts, you can tell that the Honda is also cheapest from this side of the fence. Keep in mind this is just our standard list of



Battery-driven clock/odometer is well protected by numberplate, but is occasionally difficult to see.



Mode switch sits right under throttle assembly. Pushing it switches between clock readout and mileage readout.

your fingers.

The only other drawback is the visibility of the display. The glass front causes a lot of reflection, and the LCD numerals aren't all that fat to begin with. Some sort of shading is necessary.

Still, it's one of those nifty extra features that shows the manufacturer knows what you're trying to do with his motorcycle, and he's trying to give you what you need. ●

## DONELSON CYCLES, INC.

3328 Woodson Road  
St. Louis, MO 63114  
C.O.D. — Money Orders — VISA — Master Card — Personal Checks (allow 3-4 weeks)

ORDER BY PHONE TOLL FREE  
**1-800-325-4144**

MISSOURI CALL 314-427-5523

**FREE FREIGHT\***  
\*48 CONTINENTAL UNITED STATES

**BELL HELMETS**

Moto 3	Reg. \$149.95	Our Price \$109.95
Mini Moto	\$99.95	\$69.95
Mag III	\$79.95	\$63.95

**SIMPSON HELMETS**

Model 52	REG. PRICE \$129.75	OUR PRICE \$114.95
----------	---------------------	--------------------

**O'NEAL ULTRA-LITE JERSEYS**  
50/50 cotton-polyester with most team logos and colors. Adult and children sizes  
OUR PRICE \$15.95

**GOLD MX KIDNEY BELT** \$18.95

**O'NEAL ULTRA-LITE MX PANTS** with most team logos and colors. Features: Double sewn leather knee protection, side stretch "spandex" and full size knee/shin protectors.  
REG. \$89.95 OUR PRICE \$84.95

**ECONOMY NYLON MX PANTS WITH FULL KNEE CUPS AND HIP PADS** \$59.95

**SCOTT GOGGLES**

Model 83 White or Blue	\$14.95	Model 90 Black with gradient lens	\$20.95
Model 89 Red or Yellow	\$16.95		

**SCOTT MX GLOVES**  
RED, BLUE or YELLOW  
OUR PRICE \$17.95  
SM - MED - LG - XLG

**O'NEAL ULTRA LITE SHOULDER PAD/CHEST PROTECTOR** Black/Yellow Blue/Yellow, Red/White  
VENTED WITH FRONT AND BACK PLATES  
OUR PRICE \$49.95

**M. ROBERT BOOTS**

**ROBOOT 2 PLASTIC BOOTS**  
MX or ENDURO SOLES  
REG. \$109.95 OUR PRICE \$99.95

**LEATHER BOOTS**  
MX or ENDURO SOLES  
REG. \$129.95 OUR PRICE \$99.95

**HI-POINT PRO-BOOTS**  
RED, BLUE OR BLACK OUR PRICE \$144.95

**FREE SHIPPING ON 6-PACKS & FULL CASES ONLY.**

MC 1 + 12.3 oz Chain Lube	Reg. \$3.25 ea	6-Pack \$15.95	Full Case \$59.95/24 ct
18 oz Gear Oil	4.95 ea	18.95	36.95/12 ct
32 oz Fork Oil	3.95 ea	18.95	36.95/12 ct
16 oz Air Filter Oil	2.25 ea	11.95	22.95/12 ct
16 oz	2.50 ea	12.95	24.95/12 ct

**Dunlop Tires**

<b>K190</b>	Reg.	Our Price	<b>K138</b>	Reg.	Our Price
3 60 x 14	\$37.37	\$25.95	4 10 x 18	\$67.40	\$49.95
4 10 x 14	44.45	30.95	4 50 x 18	73.19	55.95
5 10 x 17	73.14	49.95	5 10 x 18	78.80	59.95
4 10 x 18	57.79	39.95	<b>K139</b>		
4 60 x 18	67.59	45.95	3 00 x 21	72.50	49.95
5 10 x 18	77.25	52.95			
3 00 x 21	53.03	35.95			

**Cheng Shin Tires**

C 183A	Reg.	Our Price	C 183D	Reg.	Our Price	C 755 (Metzeler Copy)	Reg.	Our Price
3 00 x 14	\$16.95		3 85 x 14	\$21.95		4 10 x 14	\$22.95	
3 50 x 14	19.45		5 00 x 17	38.95		4 10 x 17	40.95	
3 00 x 18	21.45		3 60 x 18	26.95		5 30 x 17	25.95	
3 50 x 18	24.95		4 10 x 18	33.95		3 50 x 18	25.95	
4 00 x 18	32.95		4 60 x 18	39.95		3 75 x 18	29.95	
4 50 x 18	37.95		C 703			4 10 x 18	33.95	
3 00 x 21	22.95		5 00 x 18	41.95		4 60 x 18	39.95	
			5 30 x 18	44.95		5 30 x 18	44.95	
						3 00 x 21	23.95	

**TSUBAKI CHAIN**

Size	Our Price
428 H X110	\$18.00
428 H X120	\$18.00
520 X110	\$28.00
520 X120	\$28.00

We will cut chain to any length desired

**METZELER KNOBBY TIRES**  
add \$2 for 4-ply

5.00x17	Our Price \$72.00	4.50x18	Our Price \$60.00
100/90x18	51.00	5.10x18	70.95
110/90x18	60.00	150/80x18	70.00
4.00x18	54.00	3.00x21	48.00
4.10x18	55.00	3.25x21	51.00

**ALL TERRAIN VEHICLE TIRES**

**ARMSTRONG TRAILBLAZER**  
22 x 11 x 8 44.95

**DUNLOP KT 221**  
22 x 11 x 8 54.95  
25 x 12 x 9 66.95

**GOODYEAR TERRA-TIRE TRACTOR WHEEL DESIGN**  
21 x 11 x 8 46.95

**NANKANG N788**  
21 x 12 x 8 34.95

**WOOLY BOOGER**  
22 x 12 x 8 54.95  
25 x 13 x 9 59.95

**ANCRA TIEDOWNS**  
\$12.95 PR.

**BUMPER CARRIER**  
\$29.95 PR.

**YAMAHA PARTS**

Model	Piston Kit	Model	Kit	Model	Seal Sets	Gasket Sets
YZ80J	\$31.90	YZ80J	\$37.00	YZ80J	\$ 9.20	\$ 7.75
YZ100J	26.40	YZ100J	44.00	YZ100J	8.80	7.45
YZ125J	31.60	YZ125J	47.70	YZ125J	13.10	9.40
YZ250J	45.70	YZ250J	48.50	YZ250J	20.18	9.90
YZ490J	57.20	YZ490J	46.00	YZ490J	16.28	11.30
IT175J	36.70	IT175J	48.30	IT175J	8.80	7.80
IT250J	40.00	IT250J	48.50	IT250J	16.28	9.80
IT465J	58.00	IT465J	43.60	IT465J	16.28	13.00

Piston kit consists of piston, rings, wrist pin and circlips. Rod kit consists of rod, lower bearing, lower pin and thrust washers. Prices may vary according to year of bike.

**FREE FREIGHT ONLY 48 CONTINENTAL U.S. THIS AD SUPERSEDES ALL PREVIOUS ADS.**

# BEAT YOUR BUDDIES



White Bros. equipped 4-strokes consistently lead the gang at the Nationals or the guys on a weekend ride. We've produced race-proven reliable engine and suspension products for years. If you've got a 4-stroke, and want to beat the "big boys" or your buddies, send \$1.00 for our 1982 1/2 Catalog. You'll build a reputation while you build your bike.

We accept money orders, COD, Master Charge and Visa or see your dealer.

**White Bros**  
11750 Seaboard Circle  
Stanton, CA 90680  
(714) 895-1991



## Husqvarna: An Expensive Tradition Becomes An Affordable Offer.

Quality and value never come cheap. But sometimes they're easily attained. Take Husqvarna for example. The motorcycle world has known of their quality, craftsmanship, and championship winning performance for over 80 years. And also of their expense.

What the world has often missed is the outstanding value received with every Husqvarna. On a value per dollar basis, Husqvarna is unbeatable.

And now, with a very limited offer on select, new motorcycles, Husqvarna is increasing this value even further. By asking for less, yet giving you more. For example:

Purchase a brand new 1982 Husqvarna 125 XC at an unbelievable price and receive a Husky Products 175 kit and an extra pair of Ohlins shocks. It's like getting two bikes for the cost of one.


Purchase a new 1982 Husqvarna 250CR and receive all the standard equipment; long travel suspension; Ohlins gas shocks; aluminum tank and silencer. To this Husqvarna adds a Husky Products 4 gallon plastic tank with 1983 graphics and a Husky Products Skid Plate. You end up with two tanks and a motorcycle capable of winning motocross, desert or hare scrambles.

Purchase any new 1982 Husqvarna 250XC and get a Husky Products 4 gallon plastic tank with 1983 graphics. It's the ultimate off road machine.

These and other select Husqvarna machines are part of a special offering now under way at your Husqvarna Dealer. All machines are brand new. All come complete with the Husqvarna written warranty.

Now you can experience the prestige associated with owning a Husqvarna for scarcely more than the cost of a used machine. But hurry, because the expensive tradition will never again be this affordable.

Husqvarna 4925 Mercury Street, San Diego, California 92111. (619) 565-1414



## Pro-Trac

TRAILERS

**THE PROS' CHOICE**  
Wash., Calif., Texas.  
Send for brochures or order  
by phone.

**Pro-Trac Trailer, Inc.**  
30629 Old Road  
Castaic, Ca. 91310  
805-257-3322

## KDX, IT, PE, & XR



*Before the abuse. You can bet that right about now they look completely different. The tank stickers are spread all over Southern California.*

parts—a four-stroke has many more objects in the top end than just a piston kit. You would be well advised to consider the price of valves, cams and timing chain as well.

The Yamaha had the next cheapest set of parts, followed by a close finish by both the Suzuki and Kawasaki.

### THE BOTTOM LINE

Fourth in the competition, but still high on the likability scale, is the Honda XR. The XR will work great if you just ride tight Eastern enduros or trailride in the same type of terrain with friends who ride four-strokes. Pitted against a two-stroke, the XR is much slower, and occasionally frustrating to ride. Even so, to use all the power available the rider will have to stiffen the suspension to be completely happy. A nice bike, but not entirely competitive.


The PE would be the next step up. This year Suzuki went from a very peaky engine to a very, very mellow engine, and they went just a little too far. The suspension is excellent, the handling is good and there's enough power, but it just doesn't happen fast enough to keep the PE in front of the pack.

The IT engine is exactly what the PE needs: good power spread over a good range, quick revving, but not explosive. The IT is way too soft in the rear, and you'll probably need a stiffer spring to be completely happy, but the winner of last year's shootout is still a good bike, and well worth the minor hassles.

Top of the heap is the KDX. Stiffen the forks, and the suspension will rival the PE's; you need do nothing to the engine to ensure having the fastest 200 class bike made. We'll even go so far as to caution prospective KDX buyers about the power: It is a *very* fast, occasionally violent motorcycle that will demand a certain amount of attention from the rider. It isn't a 250—it doesn't have enough torque to be on the same scale as a 250, but it has all the power you could reasonably ask for in a 200. This is a seriously good bike—the best you can buy in '83. □

Moto-Cross • Desert • Enduro • Flat Track • Trails • Scrambles • Road Races • Hill Climbs • Drag Racing • Road Riding

## Here's the difference between kicking up dirt... and eating it.



## Boyesen Racing Reeds give you *bolt-on* horsepower.

Just ask the factories, or any top-name racer. Boyesen's revolutionary dual-stage reed design delivers more usable power than stock. And it's taking the motocross world by storm.

Your original one-stage reed operates most effectively only within a narrow RPM range. For good performance at low RPM, you need a soft reed that can open easily. But at high RPM, you need a rigid reed that can close quickly\*. No one-stage reed can do both. That's why your original reed—and all one-stage reeds—are merely a compromise.

Boyesen Racing Reeds feature dual action. One soft reed on top of one firm, flow-through reed gives you a wide range of effective intake control, plus increased intake velocity\*. Your original reeds can't possibly duplicate that performance... and that's the difference.

You can easily remove the reed block, between cylinder and carburetor, and replace the original one-stage reeds. It's a minor replacement that's guaranteed to make a major improvement in your bike's performance. And Boyesen Racing Reeds won't destroy an engine the way broken metal reeds do.

Get Boyesen Racing Reeds from your local distributor or dealer.



**We're building our reputation,  
race after race after race...**

Boyesen Engineering, RD #1, Box 826 • Lenhartsville, PA 19534 215-756-6818

\*Send for detailed explanation.

U.S. Pats 3905341, 4051820 and foreign patents.