


# SUZUKI'S GS550 4-STROKE FOUR:




**Dual Overhead Cams:** Allows higher RPMs. Plus: specially hardened camshafts for added reliability.



**6 speed trans:** Gives superior low end torque while maintaining best gear ratios for accelerating through entire power band.




**Needle roller bearings** positioned at race eliminate crankshaft friction. And improves durability.



**Suzuki Exclusive:** "Posi-Tension" automatic cam chain adjuster. Maintains cam chain stability under all engine conditions. Maintains perfect cam timing.

# The new state of the art.


You already know what our GS750 is all about. Cycle magazine sang it out loud and clear. Now comes the GS550. And in its class, we feel it's every bit as good as its bigger brother. And it should be. Because the GS550 was built to establish a new criteria just like the GS750.



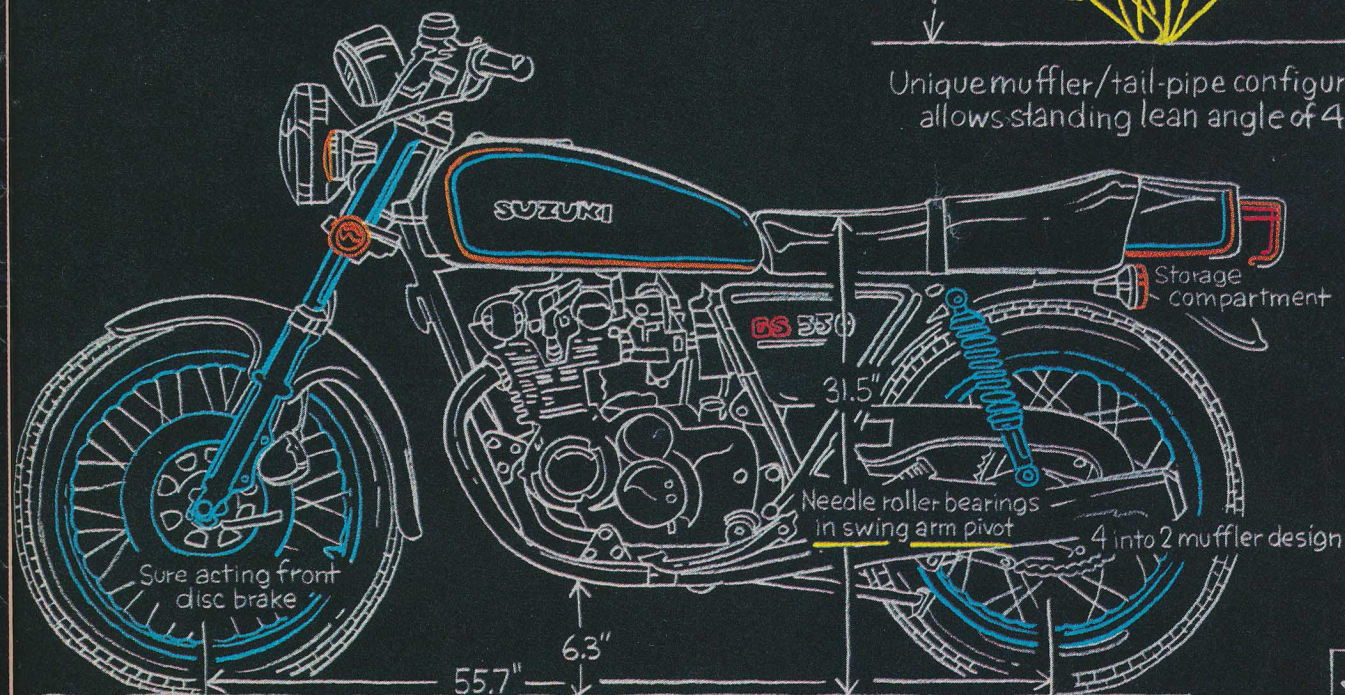
"Astro-Lighted" instrument panel. Full instrumentation includes digital gear indicator.

The engine of the GS550 is powerful. With extraordinary acceleration and top-end speed. Yet its ride is quiet and nearly vibrationless. The 550's suspension is designed the same as the 750's. Plus the GS550 is stylish; proportioned exquisitely, as pleasing to the eye as it is to ride.

But don't take our word for it. Just your own. Go and see for yourself why the GS550 is one of the finest production bikes you can buy. And you'll discover why now, more than ever before - you can forget your troubles when you get on Suzuki.



Unique muffler/tail-pipe configuration allows standing lean angle of 45°



FORGET YOUR TROUBLES. GET ON SUZUKI.

