

# Drive Style

# PIRELLI

...speed on road, power off road

## The Specialists for Enduro

- MT60 For the Super-Africa "big elephant" class with predominant on-road use.
- MT50 For middle heavy Enduro bikes on-road.
- MT40 The on/off tyre; you decide your way through.
- MT21 Rallycross for medium powered dual purpose bikes.
- MT73 Trial (Radial) tubeless.
- MT38 Speedway racing: special design.

# PIRELLI


DANGER!  
END OF THE ROAD!

ENDURO MT60




**McLEOD**  
ACCESSORIES

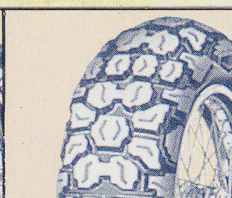
NSW: McLEOD ACCESSORIES SYDNEY PH (02) 632 1322  
OLDINT: McLEOD ACCESSORIES BRISBANE PH: (07) 252 7244  
VIC/SATAS: McLEOD ACCESSORIES MELBOURNE PH: (03) 350 1666  
WA: GP WHOLESALE PERTH, PHONE (09) 244 4440.



**MT 60**  
Street Enduro in H and T version. 90% road, 10% off road.



**MT 50**  
Street Enduro in S and T version. 80% road, 20% off road.




**MT 40**  
Allround Enduro in P, R, S, and T version. 70% road, 30% off road.



**MT 21 Rallycross**  
Enduro in P, R version. 40% road, 60% off road.



**MT 73 Gara Trial**  
For Trials competition.



**MT 38 Speedway**  
For Speedway competition (rear).